



A4 pps Me



User Guide

Release 25.0.0

Last update: June 2025



TABLE OF CONTENTS

Table Of Contents	2
What Is «Açana my Whiskey» ?	4
Application Start.....	8
How It Works.....	9
Toolbar Menu	10
Selection Menu	11
Touch Bar	12
Add Whiskey.....	15
Scroll Details.....	18
Add Picture To A Whiskey	19
Add Picture Via macOS Media Browser.....	21
Add Picture Via macOS Picture Taker	22
Add Additional Pictures	23
Mirror Picture.....	24
Preview Pictures.....	25
Share Picture / Whiskey.....	28
Manage Attachments	29
Duplicate Whiskey	31
Delete Whiskey	32
Use Trash	33
Display Selected Whiskey Varieties	35
Search Whiskey	37
Value Enhancement.....	38
Charts Value Enhancement.....	39
Manage Distilleries	44
Manage Distributors.....	45
Manage Stores	46
Manage Categories	47
Manage Regions	48

Drag And Drop Between Distillery, Distributor And Shop	49
Printing	50
Export As CVS File	54
Export As Excel® XLSX File	55
Import From CSV File.....	56
Import From XLSX File.....	59
Settings.....	62
Backup All Data	64
Restore All Data.....	65
Help Menu	66
More Apps Fron @pps4Me.....	67
Contact us	67
Copyright & General Terms And Conditions.....	68

WHAT IS «AÇANA MY WHISKEY» ?

Digitize your whiskey collection with «Açana My Whiskey».

Features:

- Details per entry
 - Name
 - Subtitle
 - Contents in liters
 - Alcohol in % vol.
 - Number of bottles
 - Vintage
 - Age of whiskey (storage)
 - Barrel type / storage
 - Date of purchase
 - Price in local currency
 - Current value in local currency
 - Contains coloring
 - Number of colorings
 - Additives
 - Special treatment
 - Bottler
 - Category (any number of categories, e.g. blended, bourbon, corn, grain, malt, rye)
 - Country with automatic display of the country flag
 - Region
 - Distillery
 - Distributor
 - Shop/store
 - Raw materials
 - Nose
 - Palate
 - Finish
 - Rating (0-5 stars, including half stars)
 - Favorites
 - URL

- Awards
- Remarks
- Any number of product photos
- Insert product photos via
 - Copy and Paste
 - Drag and Drop
 - File selection in Finder
 - iPhone or iPad
- Import CSV file
- Import Excel® XLSX file
- Use trash function
- Select collection via
 - Country/Region
 - Categories
 - Distilleries
 - Distributors
 - Shops
 - Rating
 - Favorites
- Management of distilleries
 - Name
 - City
 - Country
 - Region
 - Founded
 - Owner
 - URL
 - Comments
 - Import via CSV file
 - Add entries
 - Delete entries
- Distributor management
 - Name
 - City
 - Country

- Region
- Founded
- Owner
- URL
- Comments
- Import via CSV file
- Add entries
- Delete entries
- Shop management
 - Name
 - City
 - Country
 - Region
 - Founded
 - Owner
 - URL
 - Comments
 - Import via CSV file
 - Add entries
 - Delete entries
- Any number of price/value increases per entry
- Graphical evaluation of value increases
- Print whiskey list in portrait format
- Print whiskey list in landscape format
- Print whiskey details in portrait format with the following details
 - 2 photos
 - Name
 - Caption
 - Contents in liters
 - Alcohol by volume
 - Price in local currency
 - Current value in local currency
 - Date of purchase
 - Storage/age in years
 - Contains coloring

- Number of colorings
- Additional
- Special treatment
- Bottler
- Category
- Country
- Region
- Distillery
- Distributor
- Shop
- All printouts can be saved as PDF or HTML files
- Drag and drop entries between:
 - Distillery => Distributor
 - Distillery => Shop
 - Distributor => Shop
 - Shop => Distributor
- Contains the following entries:
 - 251 Countries
 - 50 Regions
 - 235 Distilleries (from Germany, Ireland, Canada, USA, UK)
- Export as CSV file
- Export as Excel® XLSX file
- Data backup and recovery
- Supports macOS Dark Mode
- Supports Touch Bar
- Supports Retina Display

APPLICATION START

After starting "Açana My Whiskey," you can immediately begin archiving your whiskey collection. The database and all pictures are stored in the directory "\$HOME/Library/Containers/de.pps4me.AcanaMyWhiskey/Data/Library/Application Support/Acana My Whiskey" or "\$HOME/Library/Containers/Acana My Whiskey/Data/Library/Application Support/Acana My Whiskey".

The screenshot displays the Açana My Whiskey application interface. At the top, there is a title bar with the application name "Açana My Whiskey" and a search bar. Below the title bar is a toolbar with icons for "Add", "Duplicate", "Delete", "Distilleries", "Distributors", "Stores", "Categories", "Regions", "Value", and "Print". A sidebar on the left contains a list of filters: "All", "Country/Region", "Categories", "Distilleries", "Distributors", "Stores", "Rating", "Favorites", and "Trash". The main area shows a "Whiskey List" with a table of whiskey entries. The table has columns for Whiskey, Distillery, Count, Age, Price, and Current Value. The entry "Bushmills Honey" is highlighted in orange.

Whiskey	Distillery	Count	Age	Price	Current Value
ABC Neuer Whiskey	ABC Brennerei	1	5 Years	\$10.00	\$20.00
Ballantine's Finest		0		\$0.00	\$0.00
Bushmills 21 y.o.	Old Bushmills	3	21 Years	\$159.00	\$185.00
Bushmills 21 y.o. Copy	Old Bushmills	3	21 Years	\$159.00	\$160.00
Bushmills Honey	Alt Enderle	4	4 Years	\$0.00	\$35.00
Glenfiddich	Glenfiddich	3	12 Years	\$22.90	\$25.00
Jeam Beam	Jim Beam	5	1 Year	\$12.99	\$16.00
Neuer Whiskey		0		\$0.00	\$0.00
Rye Edition	Finch Whiskydestillerie	4	4 Years	\$49.00	\$50.00
The Dalmore 40YO		0		\$0.00	\$0.00
Whiskey 2.0ab	Auchroisk	0		\$20.00	\$151.00
Whiskey Honey	Finch Whiskydestillerie	1	6 Years	\$0.00	\$0.00

HOW IT WORKS

In the main window of "Açana My Whiskey," the selections for displaying entries are shown on the left side. Entries for the selected selection are displayed on the right side. The details of a selected entry are displayed by double-clicking on the entry. Messages from the application are displayed in the information bar at the bottom.

Whiskey	Distillery	Count	Age	Price	Current Value
ABC Neuer Whiskey	ABC Brennerei	1	5 Years	\$10.00	\$20.00
Ballantine's Finest		0		\$0.00	\$0.00
Bushmills 21 y.o.	Old Bushmills	3	21 Years	\$159.00	\$185.00
Bushmills 21 y.o. Copy	Old Bushmills	3	21 Years	\$159.00	\$160.00
Bushmills Honey	Alt Enderle	4	4 Years	\$0.00	\$35.00
Glenfiddich	Glenfiddich	3	12 Years	\$22.90	\$25.00
Jeam Beam	Jim Beam	5	1 Year	\$12.99	\$16.00
Neuer Whiskey		0		\$0.00	\$0.00
Rye Edition	Finch Whiskydestillerie	4	4 Years	\$49.00	\$50.00
The Dalmore 40YO		0		\$0.00	\$0.00
Whiskey 2.0ab	Auchroisk	0		\$20.00	\$151.00
Whiskey Honey	Finch Whiskydestillerie	1	6 Years	\$0.00	\$0.00


The Dock menu displays the number of entries currently displayed.













Any changes to data are saved automatically. Manual saving is not necessary and is not available.

TOOLBAR MENU













The following functions are available in the toolbar menu.



Acana My Whiskey

Add
Duplicate
Delete
Distilleries
Distributors
Stores
Categories
Regions
Value
Print

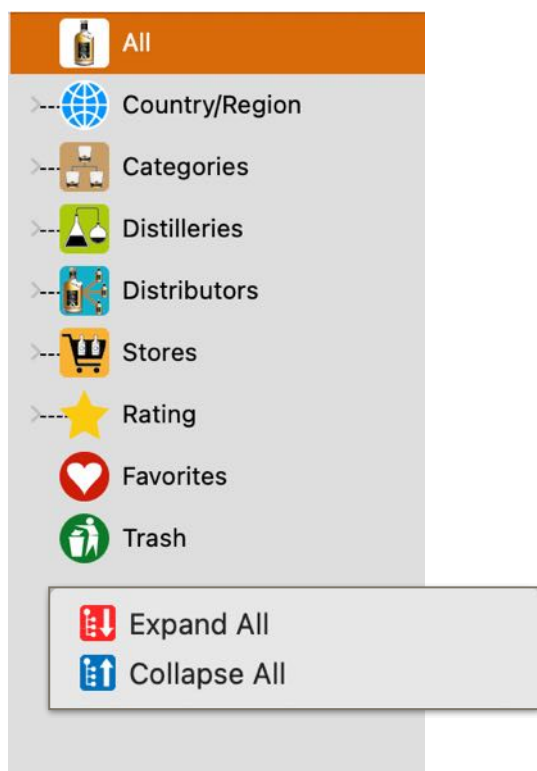
	Add whiskey
	Duplicate whiskey
	Delete whiskey
	Manage distilleries
	Manage distributors
	Manage shops
	Manage categories
	Manage increases in value
	Print
	List in portrait format
	List in landscape format
	Details

Depending on the selection in the whiskey list, the context menu has the following functions:

- Add
- Duplicate
- Add to favorites
- Remove from favorites
- Move to trash
- Restore from trash
- Delete

SELECTION MENU

The following functions are available in the selection menu.



All entries in the selection menu can be expanded or collapsed at once.

TOUCH BAR

If you have a Mac with a Touch Bar, you can use it to access the following functions:

Main window: List



- Add whiskey
- Duplicate whiskey
- Delete whiskey
- Distilleries
- Distributors
- Shops
- Categories
- Regions

Main window: Details



- Go to first entry
- Go to previous entry
- Go to next entry
- Go to last entry
- Scroll to start details
- Scroll to end details
- Show list
- Scroll details with a slider

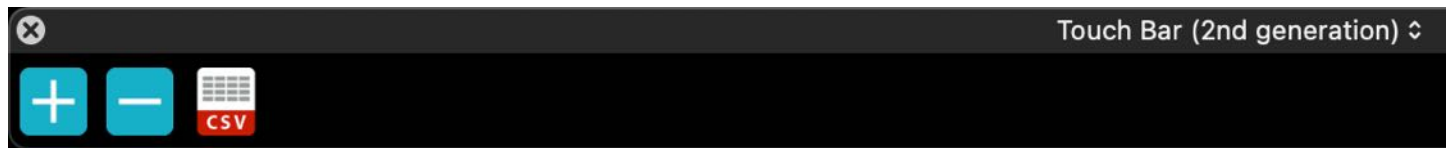
Distilleries



- Add distillery
- Delete distillery

- Import CSV

Distributors



- Add distributor
- Delete distributor
- Import from CSV

Shops



- Add shop
- Delete shop
- Import from CSV

Categories



- Add category
- Delete category
- Import from CSV

Regions



- Add region
- Delete region
- Import from CSV

Increase in value



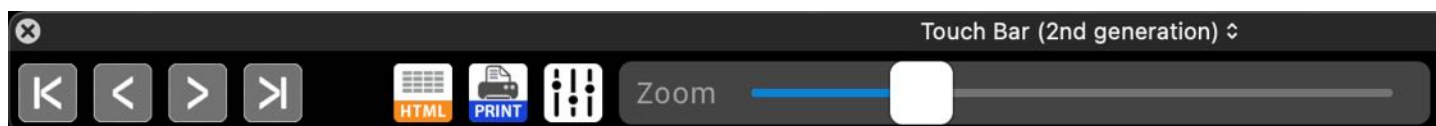
- Graphical evaluation

Graphical evaluation of value increase



- Line graph
- Line graph with whiskey glass symbol
- Curve graph
- Bar graph
- Reload data
- Options

Print



- Go to first page
- Go to previous page
- Go to next page
- Go to last page
- Show options
- Reload all data
- Save as HTML
- Print
- Zoom (reduce or enlarge print preview)

Graphical evaluation of the database



- Save as PDF
- Save as SVG
- Save as JPG
- Save as PNG
- Save as GIF
- Reload data
- Options

ADD WHISKEY

Click on "Add" in the toolbar menu to add a new whiskey or select "File => Add whiskey" from the menu. A context menu is also available for this purpose in the whiskey list.

Acana My Whiskey

Add Duplicate Delete Distilleries Distributors Stores Categories Regions Value PRINT

Whiskey	Distillery	Count	Age	Price	C
Ballantine's Finest	Chivas Brothers Ltd., UK	1	3 Years	\$12.90	
Bushmills 21 y.o.		3	21 Years	\$159.00	
Glenfiddich		3	12 Years	\$22.90	
Jack Daniel's		5	4 Years	\$27.99	
Jeam Beam		5	1 Year	\$12.99	

A new entry "New Whiskey" is added.

Whiskey	Brennerei	Anzahl	Alter	Preis	Aktueller Wert
Neuer Whiskey					
ABC Neuer Whiskey	ABC Brennerei	1	5 Jahre	10,00 €	20,00 €

Double-click on the new entry to display the details. The details can be completed as desired.

New Whiskey

Whiskey List Details

Default values

Whiskey: New Whiskey

Subtitles:

Capacity in liters: 0.0 % Vol.: 0.0 Count: 0

Vintage: Storage In Years:

Barrel Type / Storage:

Purchase Date: Price: 0.00 \$ Current Value: 0.00 \$

Product pictures ID: 27

Drop Picture here

The fields “Raw materials, nose, palate, and finish” are created using so-called TAGs.

The screenshot displays a form for creating a whiskey profile. It includes several sections with input fields and their associated TAGs:

- Raw Materials:** A large text area containing the TAG "Water".
- Nose:** A large text area containing the TAG "Dark Chocolate".
- Palate:** A large text area containing the TAG "Toffee".
- Finish:** A large text area containing the TAGs "Nuts" and "Raisins".
- Distillery:** A dropdown menu with "Old Bushmills" selected.
- Distributor:** A dropdown menu with "Mein Distributor" selected.
- Store:** A dropdown menu with "Kirsch Whisky" selected.
- Rating / Favorites:** A section with a "Rating" of 4 stars (4 yellow stars, 1 grey star) and a "Favorites" section with an unchecked checkbox and a red heart icon.
- Link:** A text field with the URL "https://bushmills.com/whiskeys/21-year/" and a "URL" label above it.

Simply enter a term or text in a field and then press the TAB key to create the TAG. A TAG can consist of one or more words, or a whole sentence.

This screenshot shows the "Raw Materials" field. The TAG "Water" is already present, and the text "Corn" is being entered into the field.

This screenshot shows the "Raw Materials" field after the TAG "Corn" has been created. Both "Water" and "Corn" are now visible as TAGs in the field.

Each TAG can also be edited or deleted. By double clicking on a TAG, it is activated for editing and the text is selected completely.

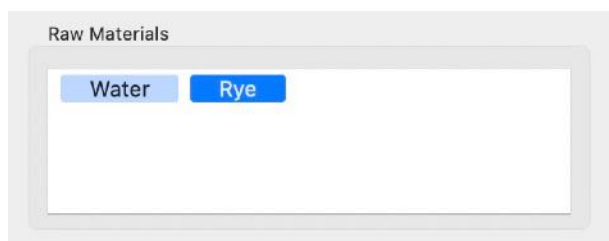
This screenshot shows the "Raw Materials" field with the TAG "Water" and the TAG "Corn". The TAG "Corn" is highlighted with an orange background, indicating it is selected for editing.

Now simply change the text or extend it as desired and then press the TAB key.



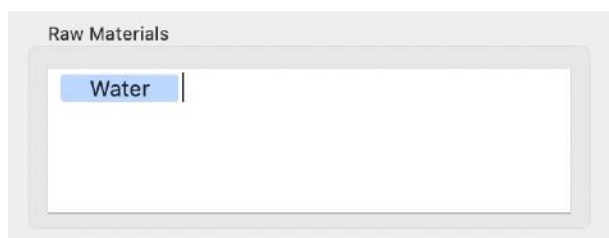
A screenshot of a web application interface titled "Raw Materials". It features a text input field containing two blue tags: "Water" and "Rye". A vertical cursor is positioned at the end of the text, after the "Rye" tag.

To delete a TAG select it with a mouse click. The TAG will be highlighted.



A screenshot of the "Raw Materials" input field. The "Rye" tag is highlighted with a blue background, indicating it is selected for deletion.


With the key "Del"  or "Backspace"  the TAG can be deleted.



A screenshot of the "Raw Materials" input field after the "Rye" tag has been deleted. Only the "Water" tag remains in the input field.

SCROLL DETAILS

There is an arrow at the top right and bottom right, by clicking on one of these arrows you can quickly jump to the beginning and end of the details.



You can scroll the contents of the details window with your keyboard.

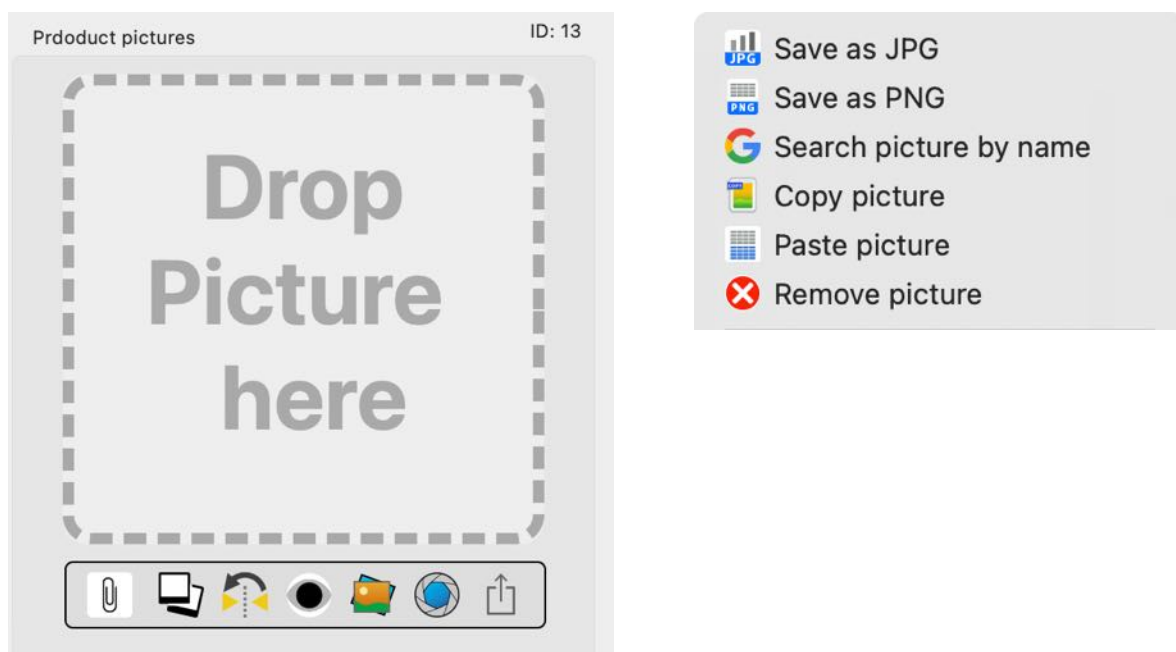
- Home ↵ => scroll to top
- End ↘ => scroll to end
- Page down ⇓ => scroll one page down
- Page up ⇑ => scroll one page up
- Scroll the details window contents is also available in the touch bar









ADD PICTURE TO A WHISKEY

A standard picture can be added to each whiskey, which is always shown in details. Additionally, unlimited number of pictures can be added. One of the added pictures can be marked as a second picture for the printout of the details. The standard picture can be added as follows:

- Copy and paste
- Drag and Drop from any application or Finder
- Import from iPhone or iPad
- With the macOS media browser
- With the macOS picture taker (FaceTime camera)



Meaning of the icons:

	Manage multi pictures
	Mirror picture
	Preview pictures
	Share picture/whiskey
	Add picture from macOS media browser
	Add picture from macOS picture taker(FaceTime camera)

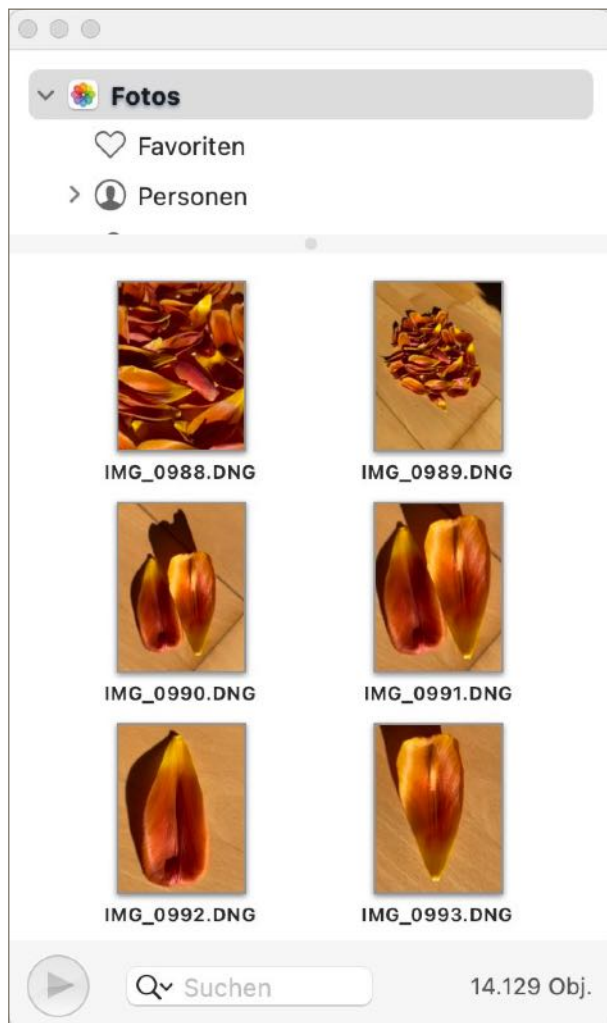
If several pictures are available for one entry, you can scroll through the pictures using these buttons.



Double-click on the picture to open it with the default application (e.g. Preview).

ADD PICTURE VIA MACOS MEDIA BROWSER

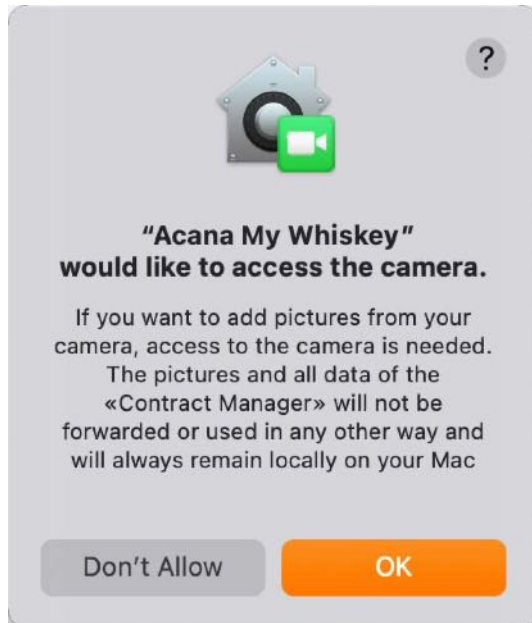
To add a photo via the macOS Media Browser you need the permission to use the photos. If this access is not granted, no image can be used. Select an image in the Media Browser and drag it to the "Place picture here" area in the details of "Açana My Whiskey".



To add a photo via the macOS image selection (FaceTime camera) the permission to use the camera is required. If this access is not granted, no image can be imported.

ADD PICTURE VIA MACOS PICTURE TAKER

To add a photo via the macOS picture taker (FaceTime camera) the permission to use the camera is required. If this access is not granted, no image can be imported.



Take a picture and click on "Done", the picture will now be inserted in the details.

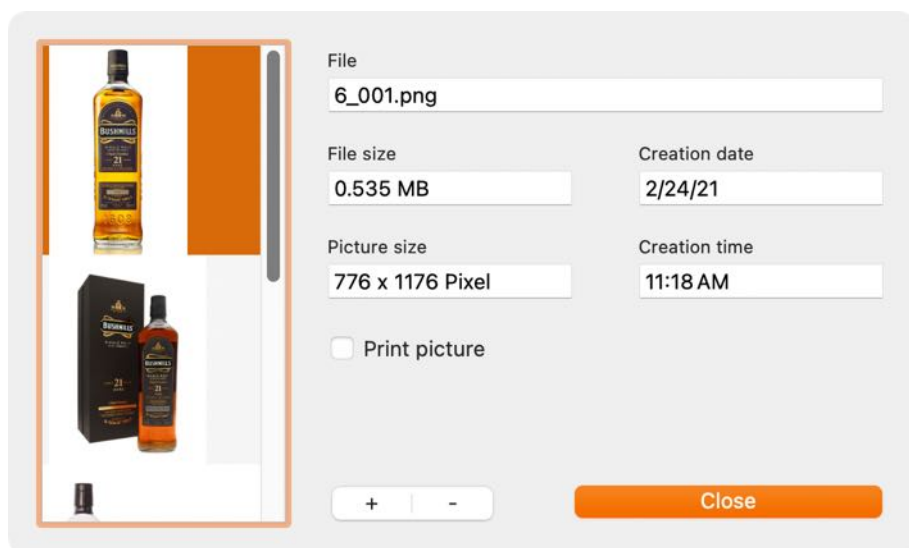


ADD ADDITIONAL PICTURES

If you want to add more than one picture to an entry, click on the multi-picture icon.



A new window opens for the management of the pictures. Here you can add more pictures via "Drag and Drop", "Copy and Paste" or via a "Finder Dialog".



Drag and Drop

Simply drag a picture from the Finder, Safari or other application to the picture area on the left side..

Copy and paste

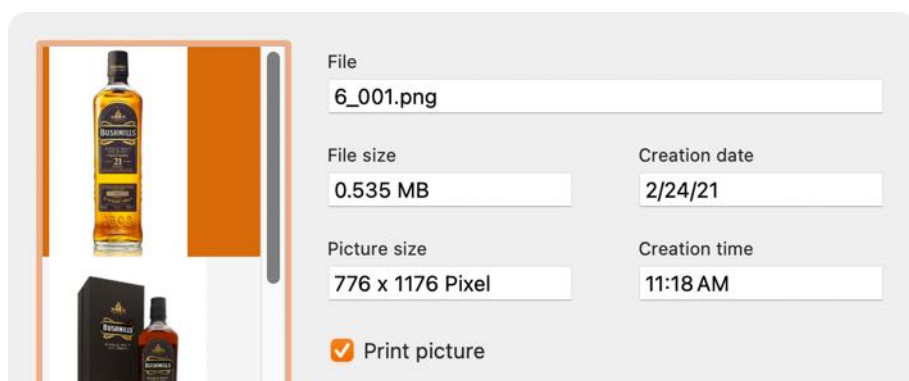
Select a picture from any application and choose "Copy" from the context menu. Now switch to the pictures area on the left side.

Insert picture using the Finder dialog

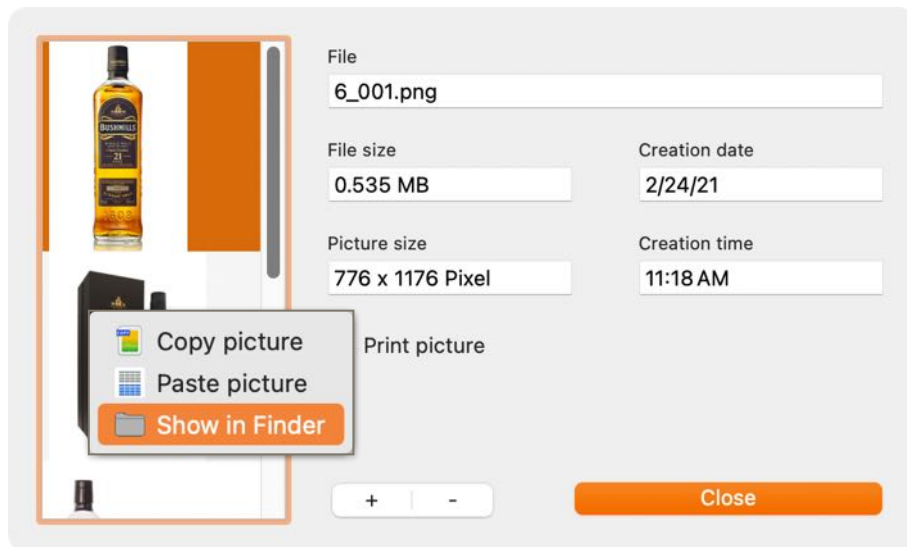
Click on the + sign and select a file.



One of the additional picture can be marked as a second picture for printing. Select a picture from the list and activate the "Print image" check box.



Über das Kontext-Menü können die Bilder im Finder angezeigt werden.



MIRROR PICTURE

The default picture can be mirrored vertically.



PREVIEW PICTURES

The pictures can be viewed with the macOS default preview feature. Click on this symbol to activate the preview.



By default, the preview shows the default picture from the entry. If there are several pictures for this entry, the first picture is displayed. The individual pictures can be viewed one after the other with a wipe gesture on the track pad or Magic Mouse. Or use the buttons backwards "<" and forwards ">" at the top left. You can also use the keyboard (← →) to scroll forward and backward.



With a click on the third symbol in the upper left corner all pictures are displayed.



If you only want a preview of the default pictures, click on the picture and press the space bar on the keyboard. The preview can be stopped by pressing the space bar again or by pressing ESC.

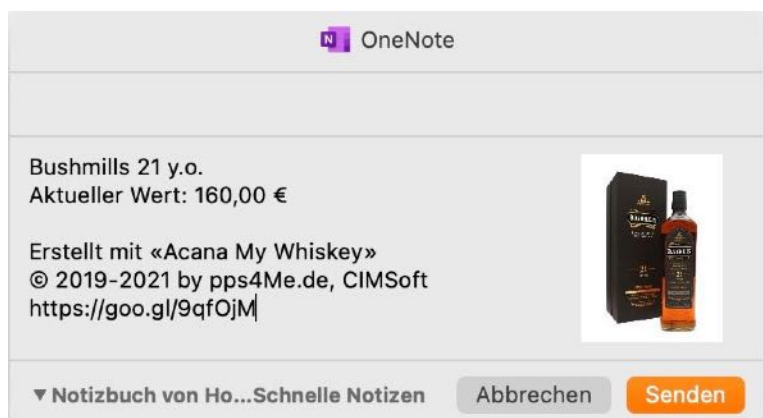
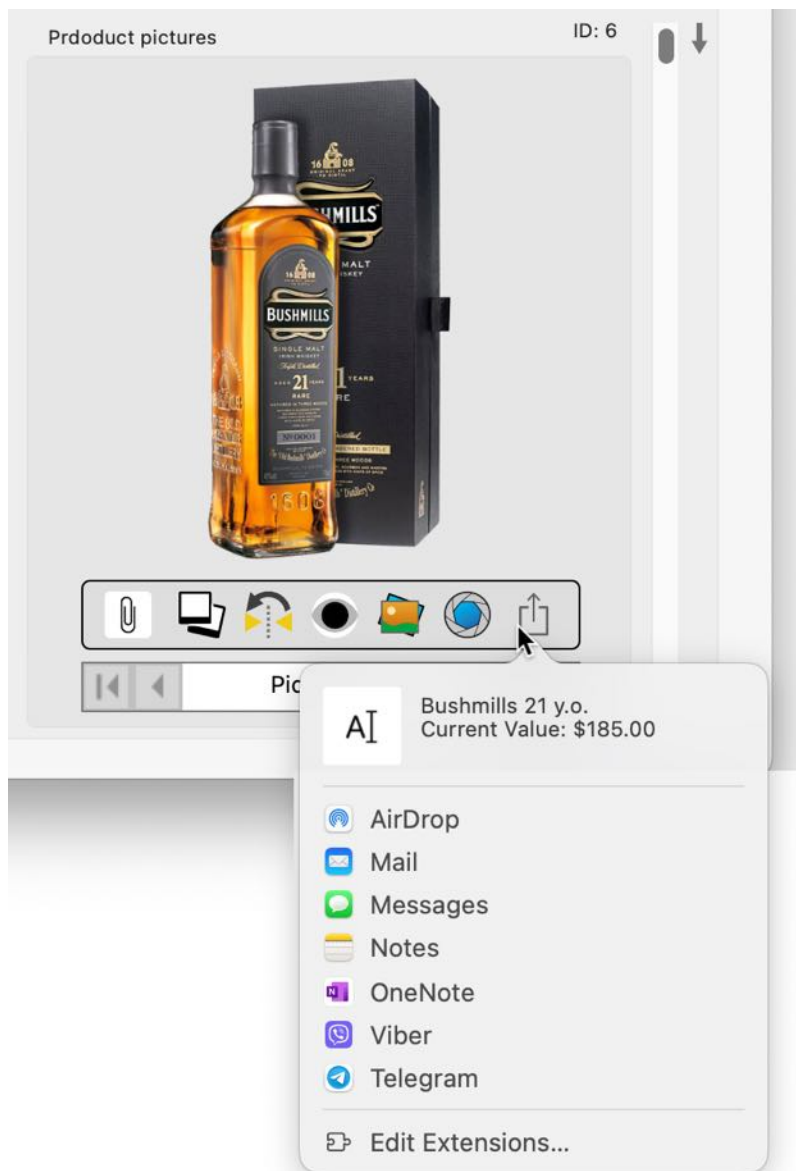


Single preview



SHARE PICTURE / WHISKEY

If you want to share a picture and/or the whiskey with your friends, click on the share icon.



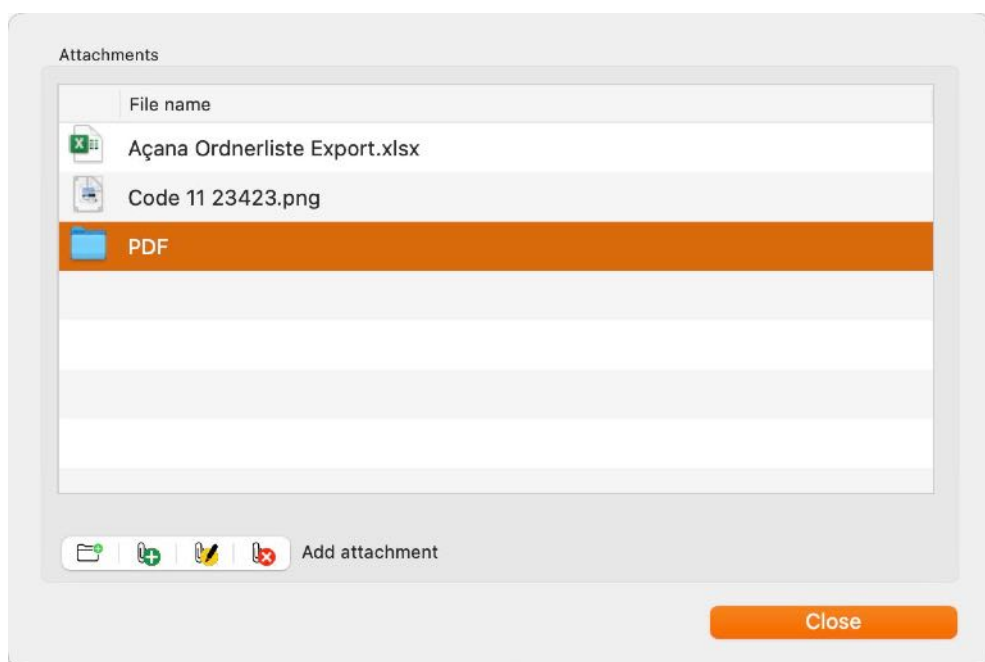
MANAGE ATTACHMENTS

The management of the attachments is called up in the details via the "Attachments" icon..

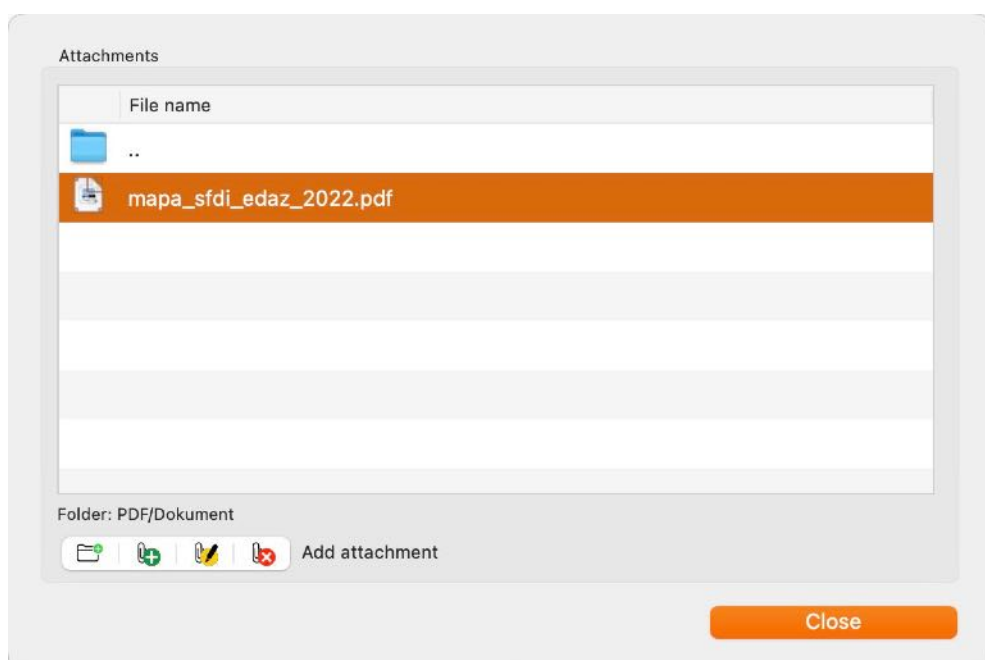


Attachments can be added, renamed or deleted here. Attachments can be added via the button at the bottom left or via "drag and drop".

Furthermore, any number of folders and subfolders can be created. Attachments can be dragged and



dropped into the folders and subfolders..



Attachments can be renamed using the button at the bottom left. Select an attachment from the list and click the "Rename" button.



Attachments can be deleted using the button at the bottom left. Select an attachment from the list and click the "Delete" button.







DUPLICATE WHISKEY

Click on "Duplicate" in the toolbar menu or select "File => Duplicate Whiskey" in the menu to duplicate a whiskey. Or use the context menu.



-  Add Whiskey
-  Duplicate Whiskey
-  Delete Whiskey

Whiskey	Distillery	Count	Age	Price	C
Ballantine's Finest	Chivas Brothers Ltd., UK	1	3 Years	\$12.90	
Bushmills 21 y.o.		3	21 Years	\$159.00	
Glenfiddich		3	12 Years	\$22.90	
Jack Daniel's		5	4 Years	\$27.99	
Jeam Beam		5	1 Year	\$12.99	
New Whiskey		0		\$0.00	
Rye Edition		4	4 Years	\$49.00	
The Dalmore 40YO		1	41 Years	\$543.00	
Whiskey Honey		1	6 Years	\$0.00	
Whisky Honig	Alt Enderle	4	4 Years	\$0.00	

 Add
  Duplicate
  Add to favorites
  Move to trash
  Delete

Import from iPhone or iPad >

The selected whiskey is duplicated (without pictures) and added to the list.

Whiskey	Distillery	Count	Age	Price	Current Value
ABC Neuer Whiskey	ABC Brennerei	1	5 Years	\$10.00	\$20.00
Ballantine's Finest		0		\$0.00	\$0.00
Bushmills 21 y.o.	Old Bushmills	3	21 Years	\$159.00	\$185.00
Bushmills 21 y.o. Copy	Old Bushmills	3	21 Years	\$159.00	\$160.00
Bushmills Honey	Alt Enderle	4	4 Years	\$0.00	\$35.00
Glenfiddich	Glenfiddich	3	12 Years	\$22.90	\$25.00

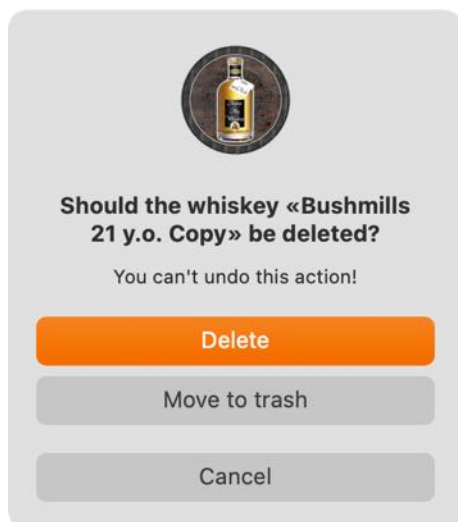
DELETE WHISKEY

Click on "Delete" in the toolbar menu or select "File => Delete Whiskey" in the menu to delete a whiskey. An entry can also be deleted via the context menu.



- Add Whiskey
- Duplicate Whiskey
- Delete Whiskey

Whiskey	Distillery	Count	Age	Price	C
Ballantine's Finest	Chivas Brothers Ltd., UK	1	3 Years	\$12.90	
Bushmills 21 y.o.	Old Bushmills	3	21 Years	\$159.00	
Bushmills 21 y.o. Copy		3	21 Years	\$159.00	
Glenfiddich		3	12 Years	\$22.90	
Jack Daniel's		5	4 Years	\$27.99	
Jeam Beam		5	1 Year	\$12.99	
New Whiskey		0		\$0.00	
Rye Edition		4	4 Years	\$49.00	
The Dalmore 40YO		1	41 Years	\$543.00	
Whiskey Honey		1	6 Years	\$0.00	
Whisky Honig	Alt Enderle	4	4 Years	\$0.00	



Here it is still possible to put the entry into the trash. Otherwise the selected whiskey will be deleted and removed from the list.

USE TRASH

Select an entry from the list. You can move the selected entry to the trash with the context menu.

Whiskey	Distillery	Count	Age	Price	C
A New Whiskey		0		\$0.00	
Ballantine's Finest		1	3 Years	\$12.90	
Bushmills 21 y.o.		3	21 Years	\$159.00	
Bushmills 21 y.o. Copy		3	21 Years	\$159.00	
Glenfiddich		3	12 Years	\$22.90	
Jack Daniel's		5	4 Years	\$27.99	
Jeam Beam		5	1 Year	\$12.99	
Rye Edition		4	4 Years	\$49.00	
The Dalmore 40YO	Dalmore	1	41 Years	\$543.00	
Whiskey Honey	Finch Whiskydestillerie	1	6 Years	\$0.00	
Whisky Honig	Alt Enderle	4	4 Years	\$0.00	

If you "Drag and drop" an entry from the list into the trash on the left side, the entry will moved to the trash.

+

+

×

+

+

×

+

+

×

Add

Duplicate

Delete

Distilleries

Distributors

Stores

Categories

Regions

Value

Country/Region

Categories

Distilleries

Distributors

Stores

Rating

Favorites

Trash

Whiskey

Distillery

Ballantine's Finest

Chivas Broth

Bushmills 21 y.o.

Old Bushmil

Glenfiddich

Glenfiddich

Jack Daniel's

Brown-Forma

Jeam Beam

Jim Beam

New Whiskey

Rye Edition

Finch Whisky

The Dalmore 40YO

Dalmore

Whiskey Honey

Finch Whisky

Whisky Honig

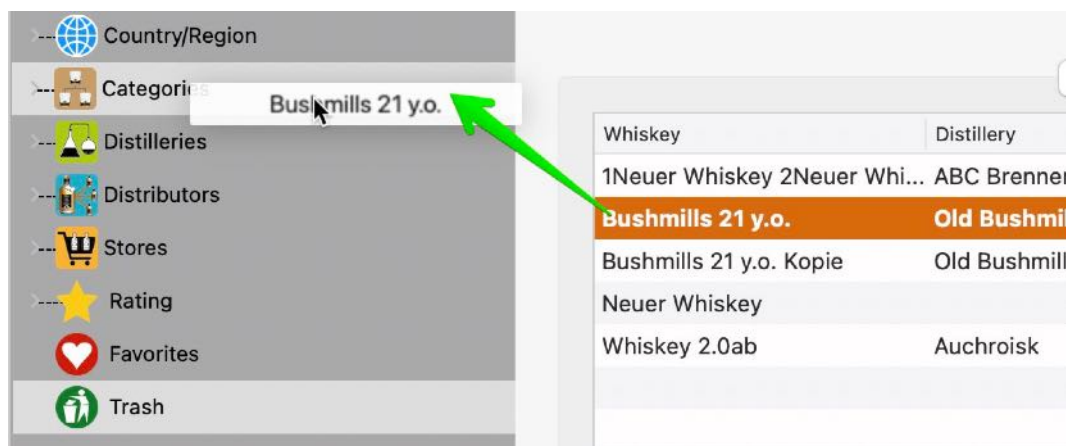
Alt Enderle

Should the entry «Bushmills 21 y.o. Copy» moved to the trash?

No

Yes

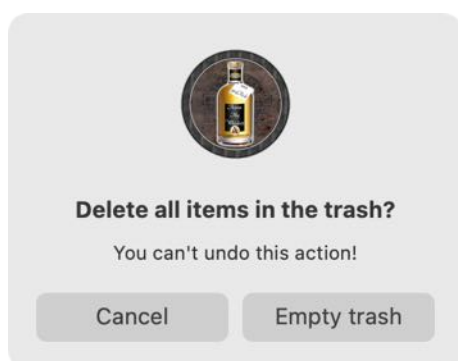
To recycle an entry from the trash, first click on "Trash" in the selection list and then drag an entry from the list to any category (except Favorites). Or select "Remove from trash" from the context menu.



Whiskey	Distillery	Count	Age	Price	C
1Neuer Whiskey 2Neuer Whi...	ABC Brennerei	1	5 Years	\$10.00	
Bushmills 21 y.o.		3	21 Years	\$159.00	
Bushmills 21 y.o. Kopie		3	21 Years	\$159.00	
Neuer Whiskey		0		\$0.00	
Whiskey 2.0ab		0		\$20.00	

Der Papierkorb kann auch vollständig geleert werden.

Whiskey	Distillery	Count	Age	Price	C
1Neuer Whiskey 2Neuer Whi...	ABC Brennerei	1	5 Years	\$10.00	
Bushmills 21 y.o.		3	21 Years	\$159.00	
Bushmills 21 y.o. Kopie		3	21 Years	\$159.00	
Neuer Whiskey		0		\$0.00	
Whiskey 2.0ab		0		\$20.00	



Attention!

If the trash is emptied, all entries in it are permanently deleted. This action cannot be undone.

DISPLAY SELECTED WHISKEY VARIETIES

The whiskeys shown can be filtered by selecting different options.

All

Country/Region

Categories

Distilleries

Distributors

Stores

Rating

Favorites

Trash

All

Country/Region

Germany

Ireland

Puerto Rico

Czechia

United States of Am...

Scotland

Categories

Blended

Bourbon

Corn

Gain

Malt

Rye

Distilleries

ABC Brennerei

Alt Enderle

Auchroisk

Brown-Forman

Finch Whiskydestille...

Glenfiddich

Jim Beam

Old Bushmills

Distributors

Kirsch Whisky

Mein Distributor

Pernod Ricard Deuts...

Weisshaus

Stores

Amazon

Best Whisky

Kirsch Whisky

Rating

No Rating

0 Stars

0.5 Stars

1 Star

1.5 Stars

2 Stars

2.5 Stars

3 Stars

3.5 Stars

4 Stars

4.5 Stars

5 Stars

Favorites

Trash

The individual entries can be selected with the mouse. With the keyboard you can move through the whole structure tree.

↑ back to top

↓ down

← Collapse subgroup

→ Expand subgroup

The display can be changed in the [settings](#).

- With or without lines
- Countries with or without national flag



SEARCH WHISKEY

At the top right in the field "Search Whiskey" you can search for a Whiskey. Only the field Whiskey is used for the search. The default search is "starts with". If you want to search for a whiskey that contains a specific word, put a % sign at the beginning of the word you are looking for.

Example:

Search for "whisk" with default search "starts with":

The screenshot shows the Acana My Whiskey app interface. At the top, there are navigation icons for Tutors, Stores, Categories, Regions, and Value. A search bar at the top right contains the text "whisk". Below the search bar, there are two tabs: "Whiskey List" and "Details". The "Whiskey List" tab is selected, displaying a table with the following data:

Whiskey	Distillery	Count	Age	Price	Current Value
Whiskey Honey	Finch Whiskydestillerie	1	6 Years	\$0.00	\$0.00

Search for "%whisk" with search "contains":

The screenshot shows the Acana My Whiskey app interface. At the top, there are navigation icons for Tutors, Stores, Categories, Regions, and Value. A search bar at the top right contains the text "%whisk". Below the search bar, there are two tabs: "Whiskey List" and "Details". The "Whiskey List" tab is selected, displaying a table with the following data:

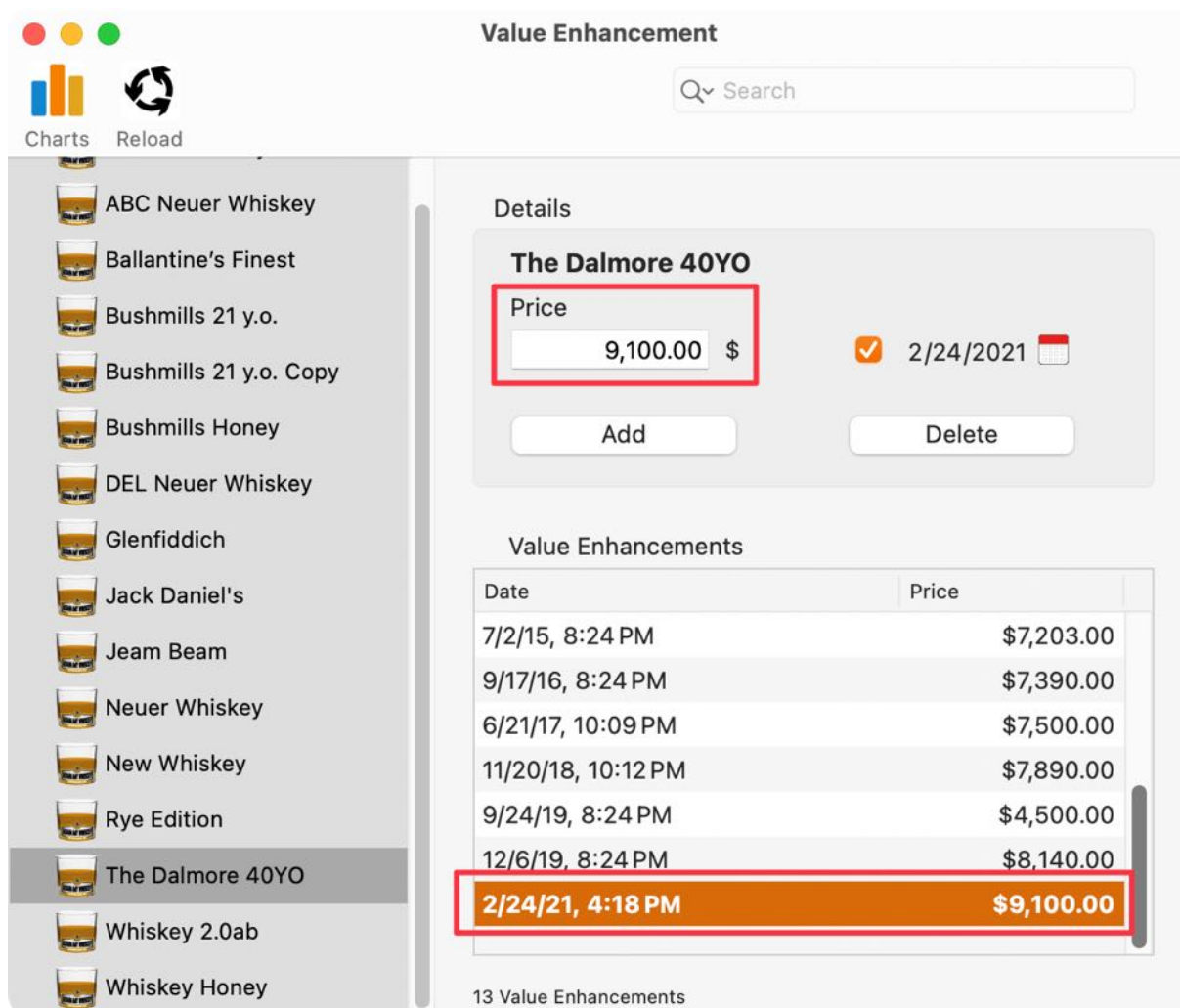
Whiskey	Distillery	Count	Age	Price	Current Value
A New Whiskey		0		\$0.00	\$0.00
Whiskey Honey	Finch Whiskydestillerie	1	6 Years	\$0.00	\$0.00

VALUE ENHANCEMENT

For each whiskey any number of value increases can be added. A new increase in value can be added directly in the details in the "Current value" field via the context menu "Add new increase in value".



The Value Increase window opens and the newly entered value increase is displayed.



The value increases can be edited, deleted or new ones added in this window. Click on the "[Charts](#)" icon to open the window with the graphical evaluation of the value increase..

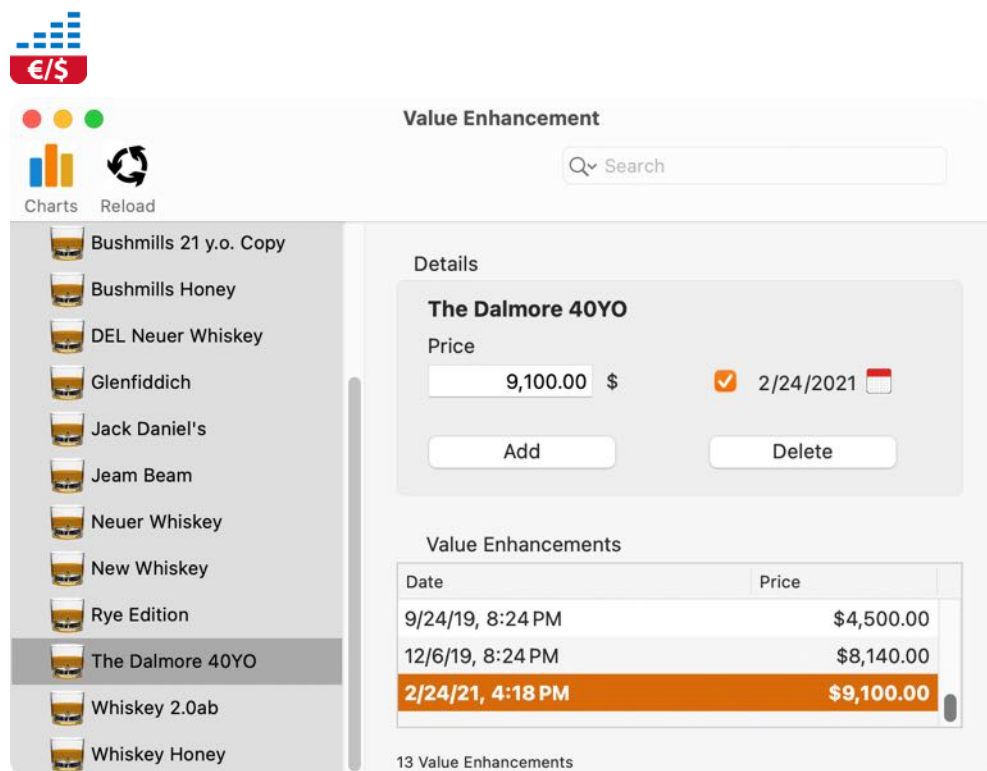


Click on the "Reload" icon to reload all whiskeys and their increases in value.



CHARTS VALUE ENHANCEMENT

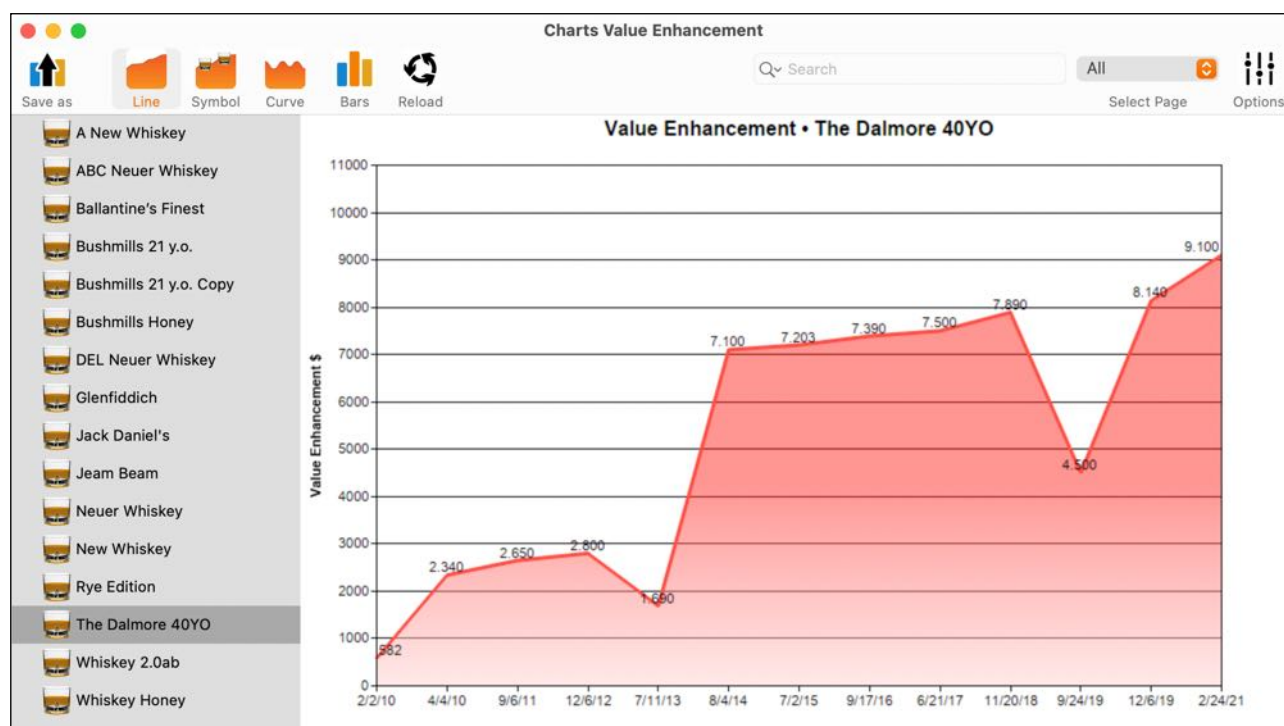
The evaluation of the increase in value can be considered separately for each whiskey. By clicking on the "Value" icon in the main window, the "Value Increase" window is opened.



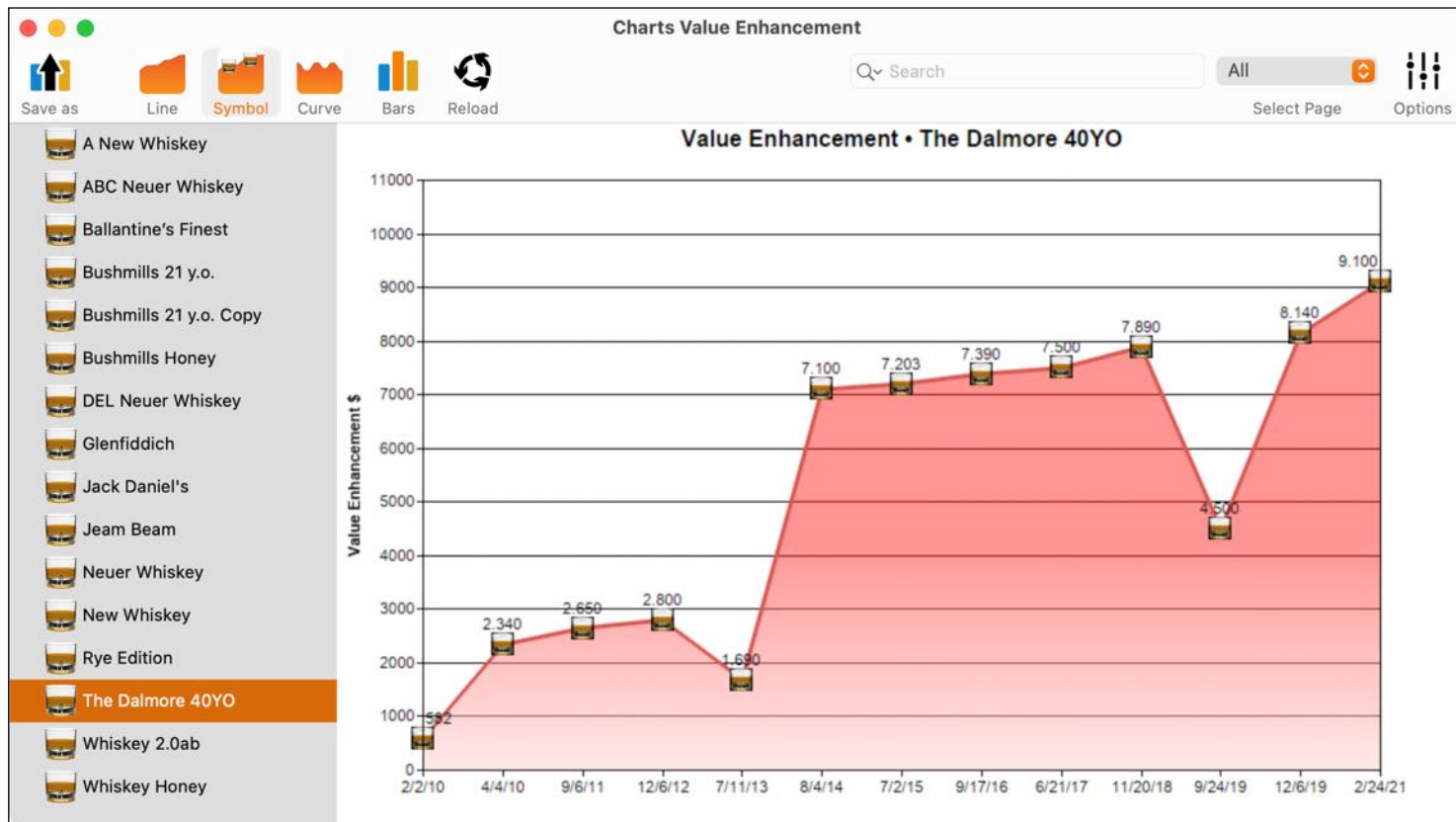
Select a whiskey here and click on the "Charts" icon to open the window with the graphical evaluation of the value increase.



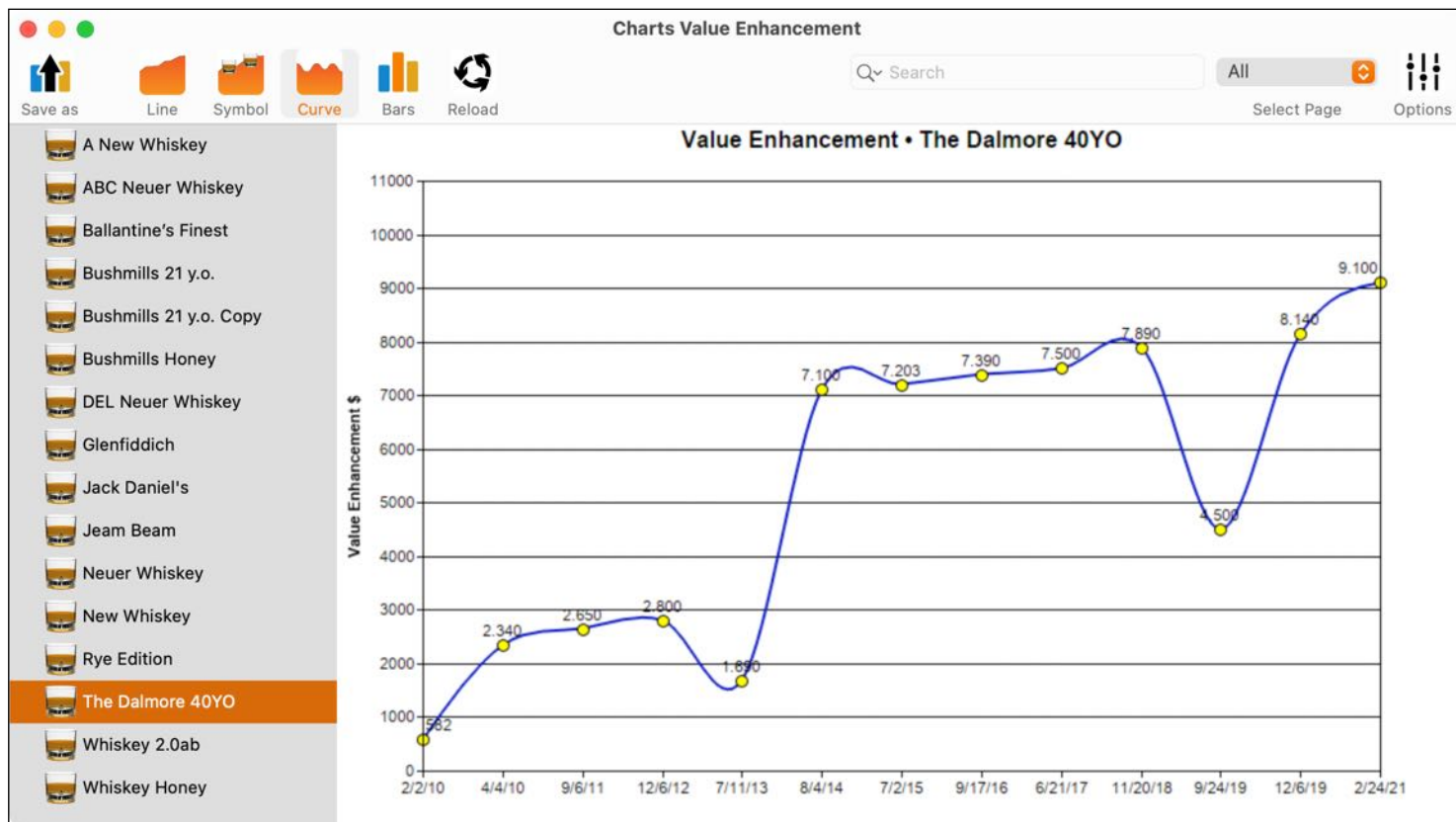
Evaluation with line graphics



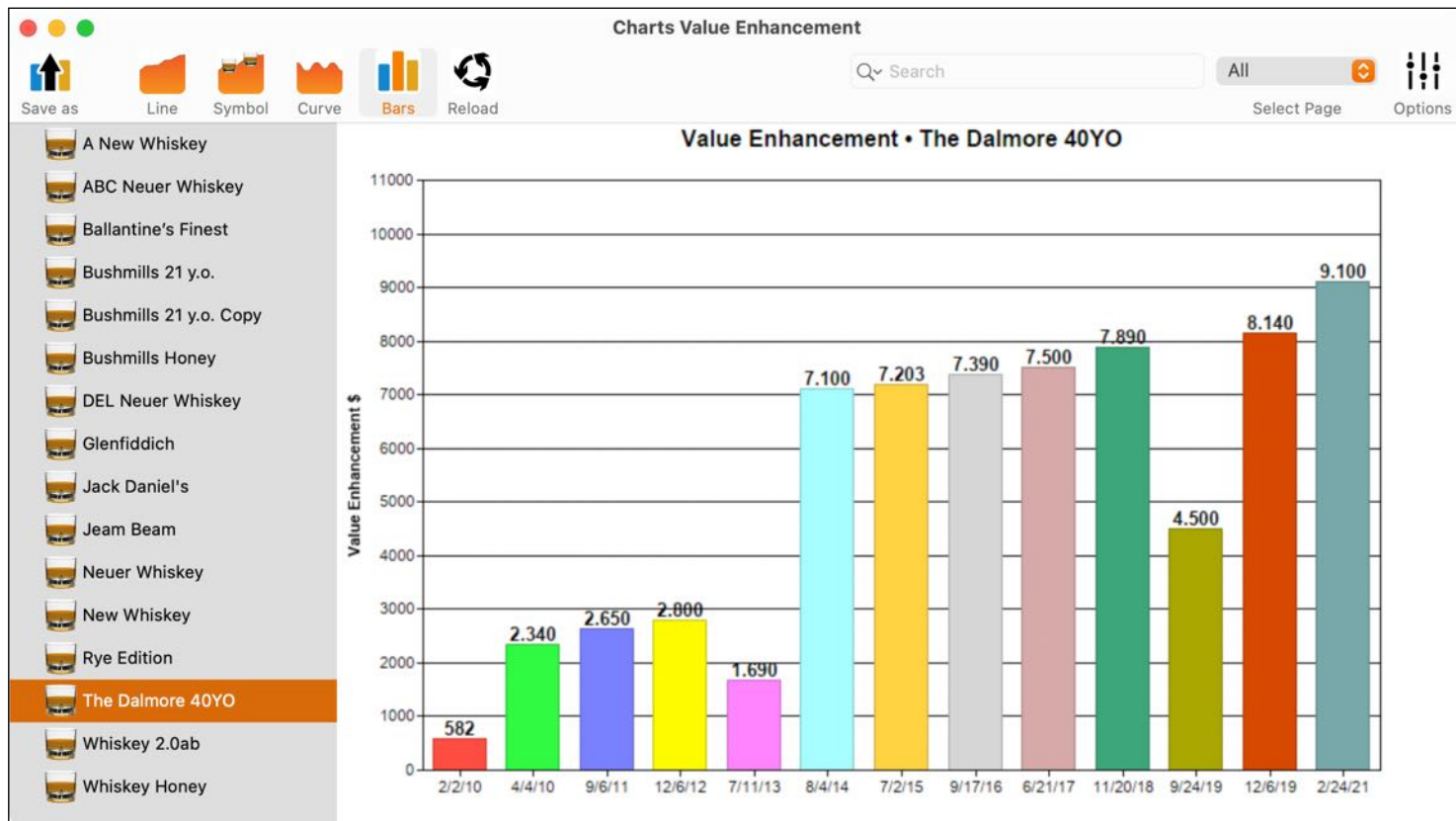
Evaluation with line graphic and whiskey glass icon



Evaluation with curve graphic



Evaluation with bar charts



Click on the "Reload" icon to reload all whiskeys and their increases in value.



By clicking on the "Options" icon, various settings for the graphic can be changed.



Options

Count 3

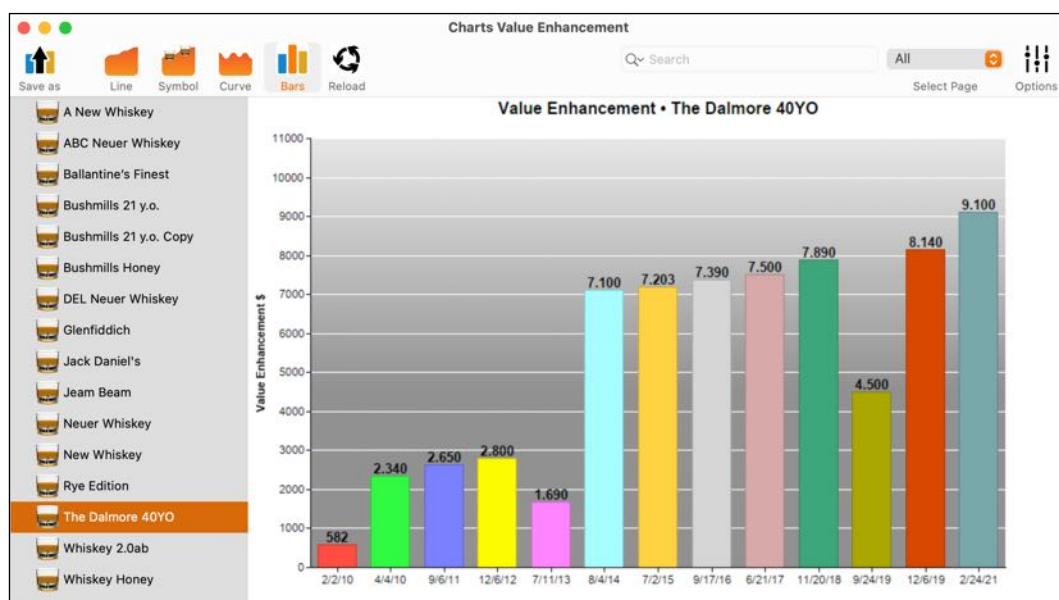
Background

White

Bar chart type

☒ Show Values

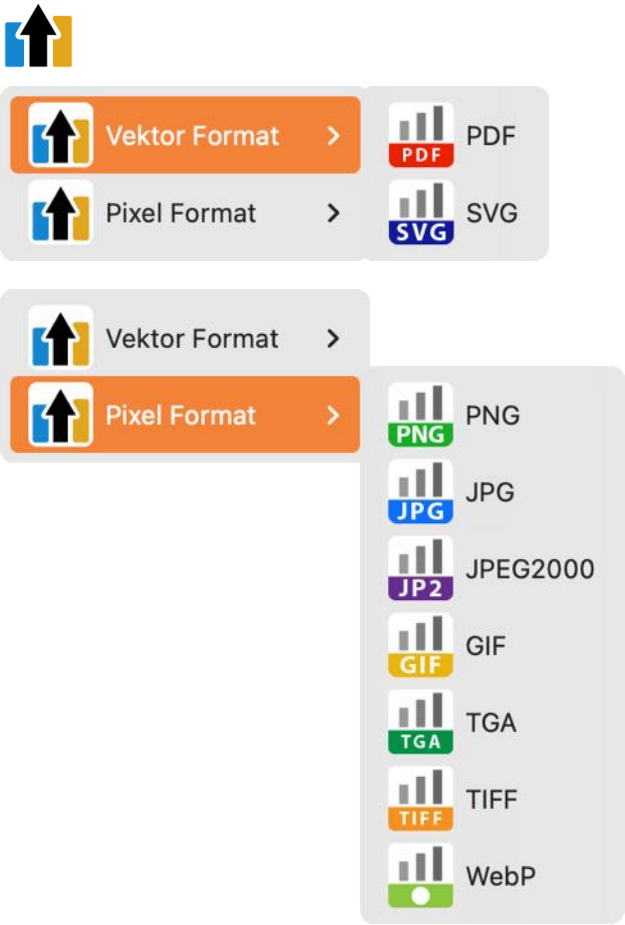
Background color changed



The graphical evaluation can be saved in the following formats:

- Vector graphics
 - PDF
 - SVG
- Pixel graphics
 - PNG
 - JPG
 - JPEG200
 - GIF
 - TGA
 - TIFF
 - WebP

To save the graphic, click on the “Save as” icon and select the appropriate formats from the menu.



MANAGE DISTILLERIES

Click on the "Distilleries" icon to open the distillery management.



Here distillers can be added, deleted or edited. A distillery can also copied with drag and drop to the store window as a new store, or to the distributor window as a new distributor. For more information read chapter "[Drag and Drop entries between distillery, distributor and store](#)"

With the icon "Import CSV" distilleries can be imported via a CSV file.



More information about importing via a CSV file can be found in the chapter "[Import from CSV file](#)".

MANAGE DISTRIBUTORS

Click on the "Distributor" icon to open the distributor management.



+

-

CSV

Add

Delete

Import CSV

Distributors

Q Search

Aberlour

Kirsch Whisky

Mein Distributor

Pernod Ricard Deutschland GmbH

Weisshaus

Details

ID: 1

Name

Pernod Ricard Deutschland GmbH

ZIP

50674

City

Köln

Street

Habsburgerring 2

Country

Albania

Phone

+49 221 43 09 09-0

[E-Mail](#)

info@pernod-ricard-deutschland.co

[URL](#)

www.pernod-ricard.de

Comment

Registergericht: Amtsgericht Köln
Registernummer: HRB 38302

5 Distributors

Here distributors can be added, deleted or edited. You can also drag and drop an entry from the distillery window, or store window as a new distributor. A distributor can also copied with drag and drop to the store window as a new store. For more information read chapter "[Drag and Drop entries between distillery, distributor and store](#)"

With the icon "Import CSV" distributors can be imported via a CSV file.



More information about importing via a CSV file can be found in the chapter "[Import from CSV file](#)".

MANAGE STORES

Click on the "Stores" icon to open the store management.



+
Add

-
Delete

CSV
Import CSV

Search

Amazon

Belvini

Best Whisky

Kirsch Whisky

Weisshaus

Details

ID: 3

NameKirsch Whisky

ZIPCity28816Stuhr

StreetMackenstedter Str. 7

CountryGermany

PhoneE-Mail+494206305360kirsch@kirschwhisky.de

URLwww.kirschwhisky.de

Comment

Here stores can be added, deleted or edited. You can also drag and drop an entry from the distillery window, or distributor window as a new store. A store can also copied with drag and drop to the distributor window as a new distributor. For more information read chapter "[Drag and Drop entries between distillery, distributor and store](#)"

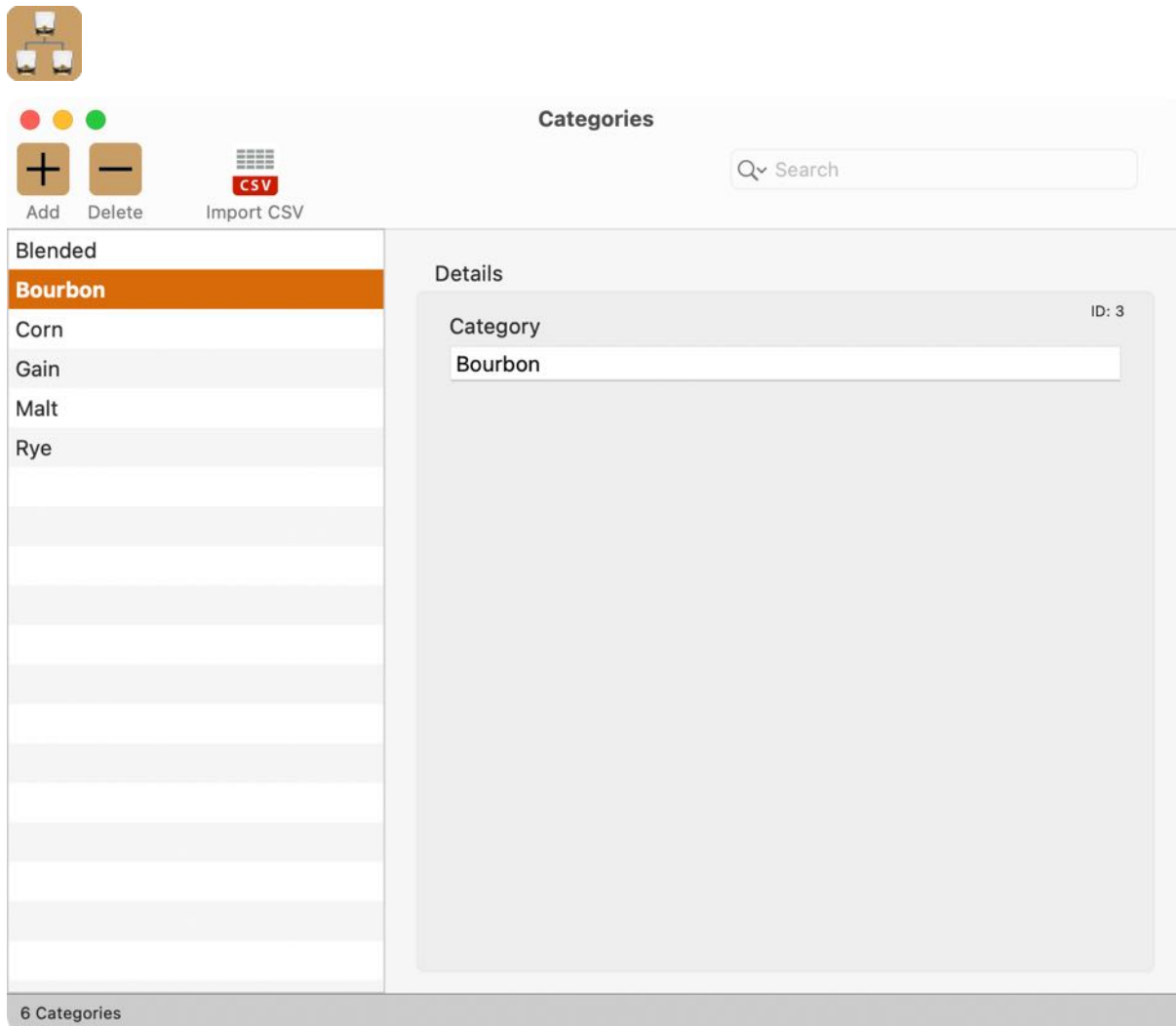
With the icon "Import CSV" stores can be imported via a CSV file.

More information about importing via a CSV file can be found in the chapter "[Import from CSV file](#)".



MANAGE CATEGORIES

Click on the "Categories" icon to open the category management.



Here categories can be added, deleted or edited. With the icon "Import CSV" categories can be imported via a CSV file.



More information about importing via a CSV file can be found in the chapter "[Import from CSV file](#)".

MANAGE REGIONS

Click on the "Regions" icon to open the region management.



Regionen

Qv Suchen

Zufügen Löschen Import CSV

Region	Land
Alberta	Kanada
Appenzell	Schweiz (Confoederatio Helvetica)
Baden-Württemberg	Deutschland
Basel	Schweiz (Confoederatio Helvetica)
Bayern	Deutschland
Berlin	Deutschland
Brandenburg	Deutschland
Bremen	Deutschland
British Columbia	Kanada
Campbeltown	Schottland
Franken	Deutschland
Hamburg	Deutschland
Hessen	Deutschland
Highlands	Schottland
Inseln	Schottland
Islay	Schottland
Kentucky	Vereinigte Staaten von Amerika
Lowlands	Schottland

39 Regionen

Details

Region Appenzell

Land Schweiz (Confoederatio Helvetica) 🇨🇭

Here regions can be added, deleted or edited. With the icon "Import CSV" regions can be imported via a CSV file.



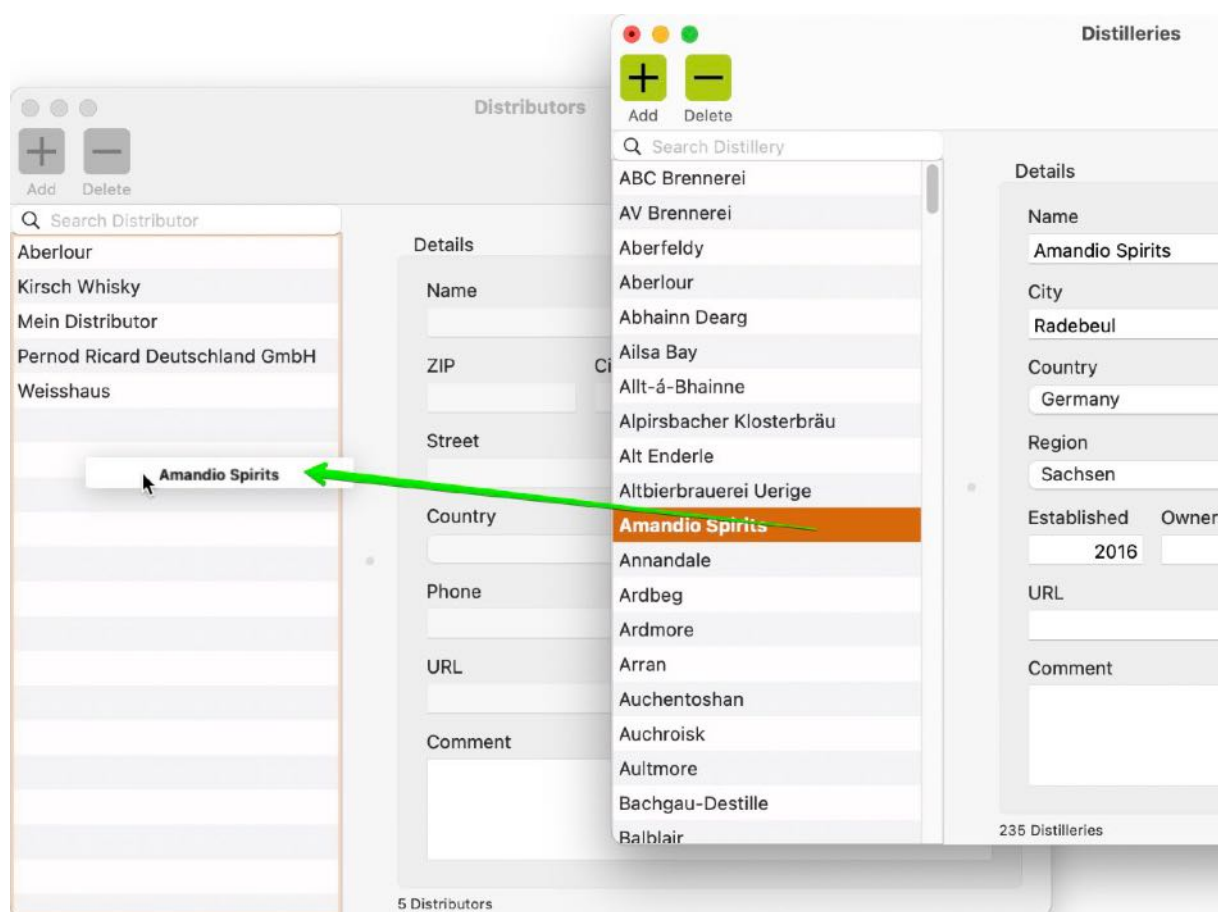
More information about importing via a CSV file can be found in the chapter "[Import from CSV file](#)".

DRAG AND DROP BETWEEN DISTILLERY, DISTRIBUTOR AND SHOP

To avoid having to enter the data twice, you can use "Drag and Drop" to copy the entries as follows:

- Distillery => Distributor
- Distillery => Store
- Distributor => Store
- Store => Distributor

Open two windows (e.g. distilleries and distributors): Drag an entry from the list of distilleries to the list of distributors.

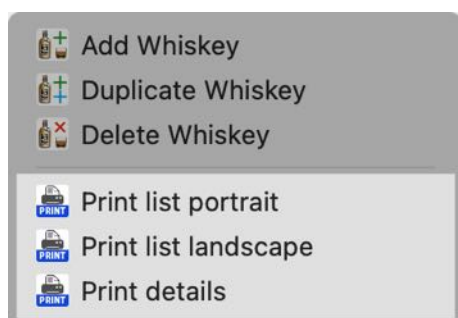


PRINTING

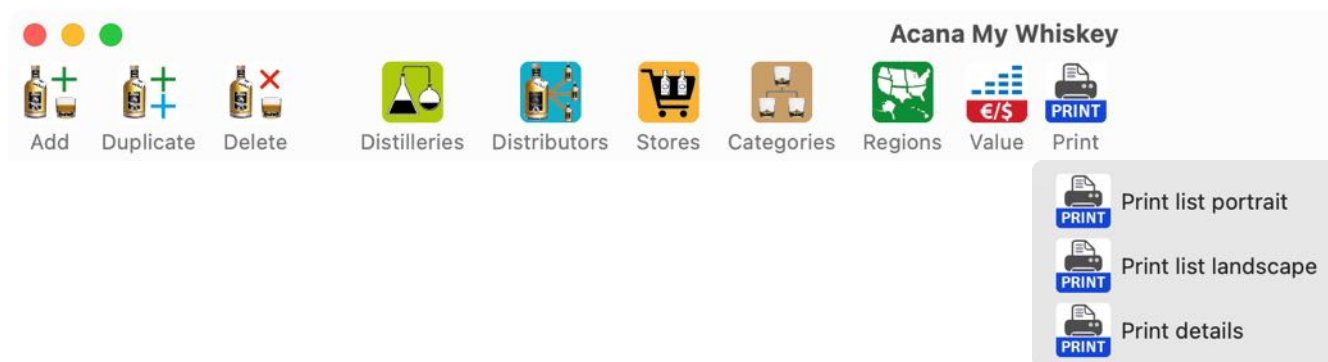
Your whiskey collection can be printed out in three different ways:

- List in portrait format
- List in landscape format
- One page per whiskey with the most important details

All printouts can be saved directly as PDF or HTML files. To print your whiskey collection, select “File => Print...” from the menu.



Or click on the “Print” icon in the toolbar menu and select the appropriate option from the menu.



Print list in portrait format

Print list portrait

First Back Forward Last Refresh PDF HTML PRINT

Grid on Automatic Width Manual Options

Page 1/1

Scale: 324%

Whiskey List



Whiskey	Distillery	Count	Age	Current Value	Purchase Date
ABC Neuer Whiskey	ABC Brennerei	1	5 Years	\$20.00	8/24/18
Ballantine's Finest		0			5/30/25
Bushmills 21 y.o.	Old Bushmills	3	21 Years	\$185.00	4/24/18
Bushmills 21 y.o. Copy	Old Bushmills	3	21 Years	\$160.00	4/24/18
Bushmills Honey	Alt Enderle	4	4 Years	\$35.00	11/4/19
Glenfiddich	Glenfiddich	3	12 Years	\$25.00	4/24/18
Jeam Beam	Jim Beam	5	1 Year	\$16.00	4/24/18
New Whiskey		0			
Rye Edition	Finch Whiskydestillerie	4	4 Years	\$50.00	11/4/19
The Dalmore 40YO		0		\$9,100.00	
Whiskey 2.0ab	Auchroisk	0		\$151.00	4/10/18
Whiskey Honey	Finch Whiskydestillerie	1	6 Years		12/19/20

6/2/25 7:34 AM

Acana My Whiskey • © 2019-2025 CIMSoft, @pps4Me • www.pps4me.com

Page 1/1

Print list in landscape format

Print list landscape

Page 1/1

Scale: 400%

Whiskey List

Whiskey	Distillery	Country	Count	Age	Capacit	% Vol.	Price	Current Value	Purchase
ABC Neuer Whiskey	ABC Brennerei	Puerto Rico	1	5 Years	0.7 l	40%	\$10.00	\$20.00	8/24/18
Ballantine's Finest			0						5/30/25
Bushmills 21 y.o.	Old Bushmills	Ireland	3	21 Years	0.7 l	40%	\$159.00	\$185.00	4/24/18
Bushmills 21 y.o. Copy	Old Bushmills	Ireland	3	21 Years	0.7 l	40%	\$159.00	\$160.00	4/24/18
Bushmills Honey	Alt Enderle	Czechia	4	4 Years	0.5 l	27%		\$35.00	11/4/19
Glenfiddich	Glenfiddich	Scotland	3	12 Years	0.7 l	40%	\$22.90	\$25.00	4/24/18
Jeam Beam	Jim Beam	United States of America	5	1 Year	0.7 l	35%	\$12.99	\$16.00	4/24/18
New Whiskey			0						
Rye Edition	Finch Whiskydestillerie	Germany	4	4 Years	0.5 l	46%	\$49.00	\$50.00	11/4/19
The Dalmore 40YO			0					\$9,100.00	
Whiskey 2.0ab	Auchroisk		0				\$20.00	\$151.00	4/10/18
Whiskey Honey	Finch Whiskydestillerie	Germany	1	6 Years					12/19/20

6/2/25 7:36 AM

Acana My Whiskey • © 2019-2025 CIMSoft, @pps4Me • www.pps4me.com

Page 1/1

Print Details

Print details

First Back Forward Last Refresh HTML Print

Grid off

Automatic

Width

Manual

Options

Page 3/12

Scale: 200%

Whiskey details

Whiskey

Bushmills 21 y.o.



Subtitle:

Capacity in liters	0.7
Alcohol % Vol.	40.0 %
Count of bottles	3
Price	\$159.00
Current Value	\$185.00
Purchase Date:	4/24/18
Storage/Age In Years	21
Contains dye	Yes
Number of dyes	1
Add-on	
Special Treatment	Cool-filtered
Bottler	Original bottling
Category	Blended
Country	Ireland
Region	Nordirland
Distillery	Old Bushmills
Distributor	Mein Distributor
Store	Kirsch Whisky

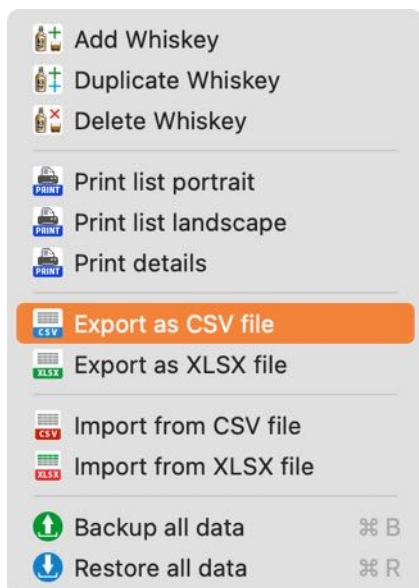
6/2/25 7:37 AM

Acana My Whiskey • © 2019-2025 CIMSoft, @pps4Me • www.pps4me.com

Page 3/12

EXPORT AS CVS FILE

Deine Whiskey Sammlung kann als CSV Datei exportiert werden. Wähle dazu im Menü "Ablage => Export als CSV Datei" aus.



Parameters for the export in CSV format:

Export CSV parameter

Field separator
;

Text Recognition Sign
"

☒ With Headline

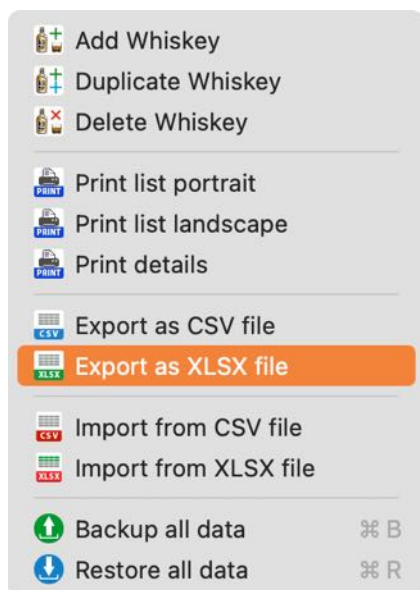
Cancel Save CSV file

Preview of exported CSV file:

Acana Mein Whiskey Export.csv								
Whiskey	Untertitel	Inhalt in Liter	Alkohol % Vol.	Anzahl der Flaschen	Preis	aktueller Wert	Kaufdatum	Lagerung/Alter in Jahre
Bushmills 21 y.o.		0	7	40	0 %	3	159	00 €
Glenfiddich	Single Malt Scotch Whisky	0	7	40	0 %	3	22	90 €
Jack Daniel's	Kentucky Bourbon	1	0	40	0 %	5	27	99 €
Jeam Beam		0	7	35	0 %	5	12	99 €
Neuer Whiskey		0	0	0	0 %		0	00 €
Rye Edition	Schwäbischer Hochland Whisky	0	5	46	0 %	4	49	00 €
Whiskey Honig	Schwäbischer Hochland Whisky-Honig Likör	0	5	27	0 %	4	0	00 €

EXPORT AS EXCEL® XLSX FILE

Deine Whiskey Sammlung kann als Excel® XLSX Datei exportiert werden. Wähle dazu im Menü "Ablage => Export als XLSX Datei" aus.

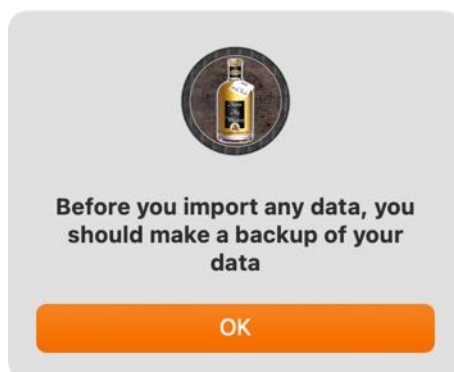
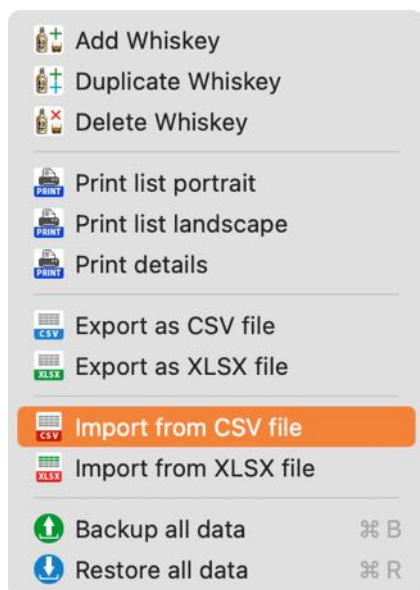


Your whiskey collection in Microsoft Excel®

	Whiskey	Subtitle	Capacity in litres	Alcohol %	Count of bottles	Price	Current Value	Purchase Date	Age in Years	Storage/Containment
1	Bushmills 21 y.o.		0.7	40.0 %	3	\$159.00	\$160.00	4/24/18	21	Yes
2	Glenfiddich Single Malt		0.7	40.0 %	3	\$22.90	\$25.00	4/24/18	12	No
3	Jack Daniel Kentucky B		1.0	40.0 %	5	\$27.99	\$30.00	4/24/18	4	No
4	Jeam Beam		0.7	35.0 %	5	\$12.99	\$16.00	4/24/18	1	No
5	Rye Edition Schwäbisch		0.5	46.0 %	4	\$49.00	\$50.00	11/4/19	4	No
6	Whiskey H. Schwäbisch		0.5	27.0 %	4	\$0.00	\$35.00	11/4/19	4	No
7										
8										
9										

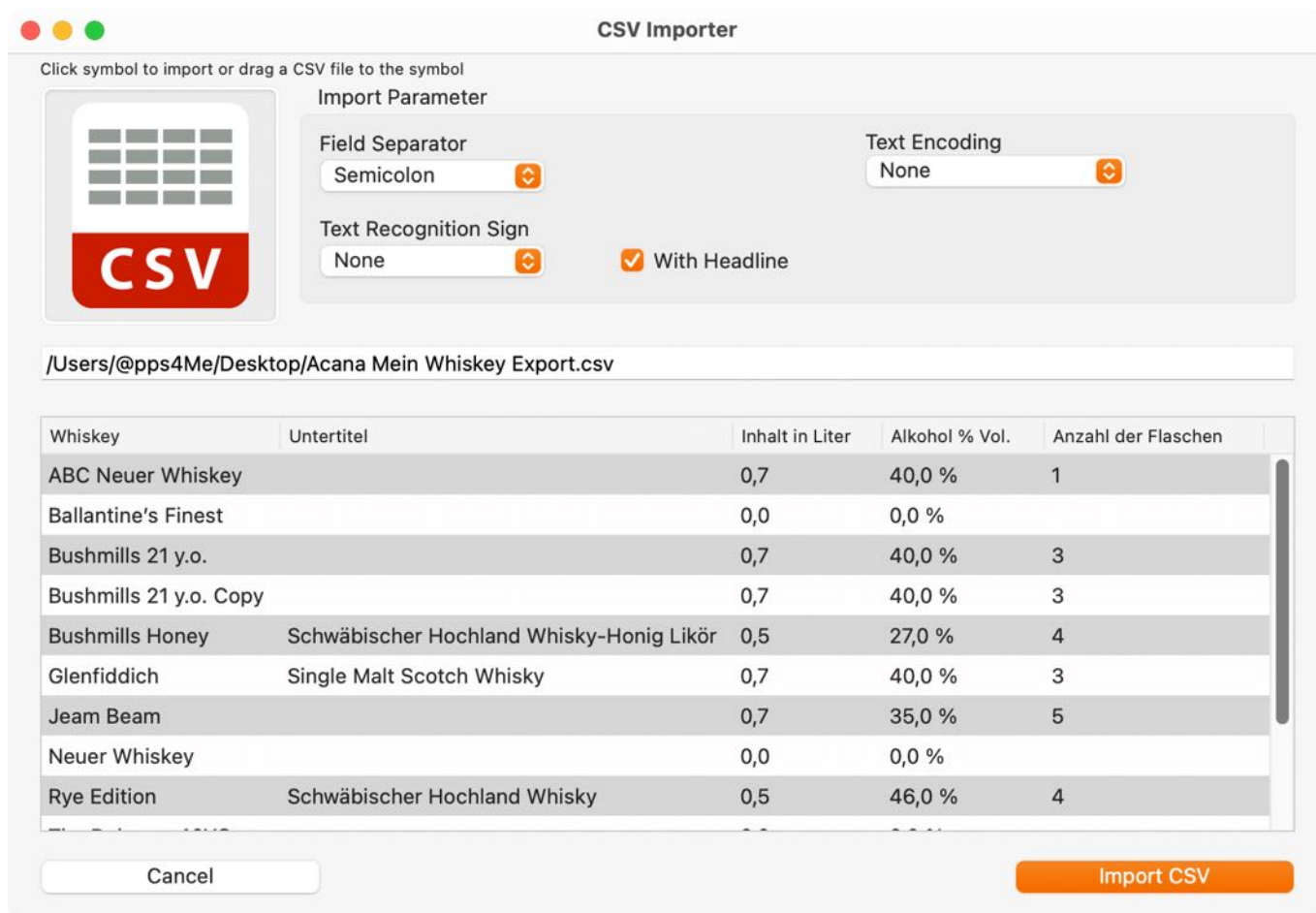
IMPORT FROM CSV FILE

You can be import entries to your whiskey collection from a CSV file. Select "File => Import from CSV file" from the menu.



CSV Import window:

For import drag a CSV file onto the CSV icon, or click on the icon and select a CSV file. Set the import parameters so that the preview of the data in the table gives the best result and click on "Import CSV".



Now the "Available fields" from the CSV file must be assigned to the "Import fields". If all fields and the order are the same, click on "Assign all fields 1:1". If this is not the case, then drag the individual fields from "Available fields" to a corresponding field in the list "Import fields". If a field has been incorrectly assigned, simply drag it back into the list of "Available Fields".

Available Fields

- Untertitel
- Inhalt in Liter
- Alkohol % Vol.**
- Anzahl der Flaschen
- Jahrgang
- Fass Typ / Lagerung
- Kaufdatum

31 Fields

Assign all fields 1:1 ->

Cancel

29 not assigned fields

Import Fields

- Whiskey
- Subtitles
- Capacity in liters
- Alcohol % Vol.**
- Count
- Vintage
- Storage In Years

31 Fields

<- Remove all assigned fields

Preview CSV Import

Once all fields have been assigned, click on "Preview CSV Import".

Preview CSV Import

ABC Neuer Whiskey		0,7	4
Ballantine's Finest		0,0	0
Bushmills 21 y.o.		0,7	4
Bushmills 21 y.o. Copy		0,7	4
Bushmills Honey	Schwäbischer Hochland Whisky-Honig Likör	0,5	2
Glenfiddich	Single Malt Scotch Whisky	0,7	4
Jeam Beam		0,7	3
Neuer Whiskey		0,0	0
Rye Edition	Schwäbischer Hochland Whisky	0,5	4
The Dalmore 40YO		0,0	0
Whiskey 2.0ab		0,0	0
Whiskey Honey		0,0	0

Cancel

Import to database

If the preview of the file is OK, click on "Import into database".



12 Entries imported succesfull

OK

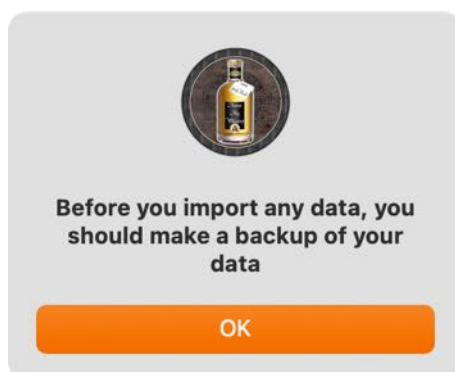
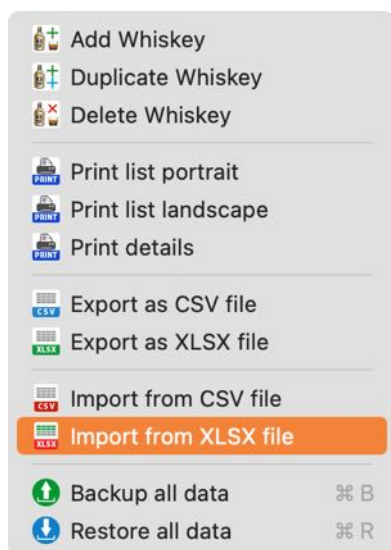
his import feature is also available for the following data:

- Distilleries
- Distributors
- Stores
- Categories
- Regions

The handling and the procedure for importing this data is the same as described above.

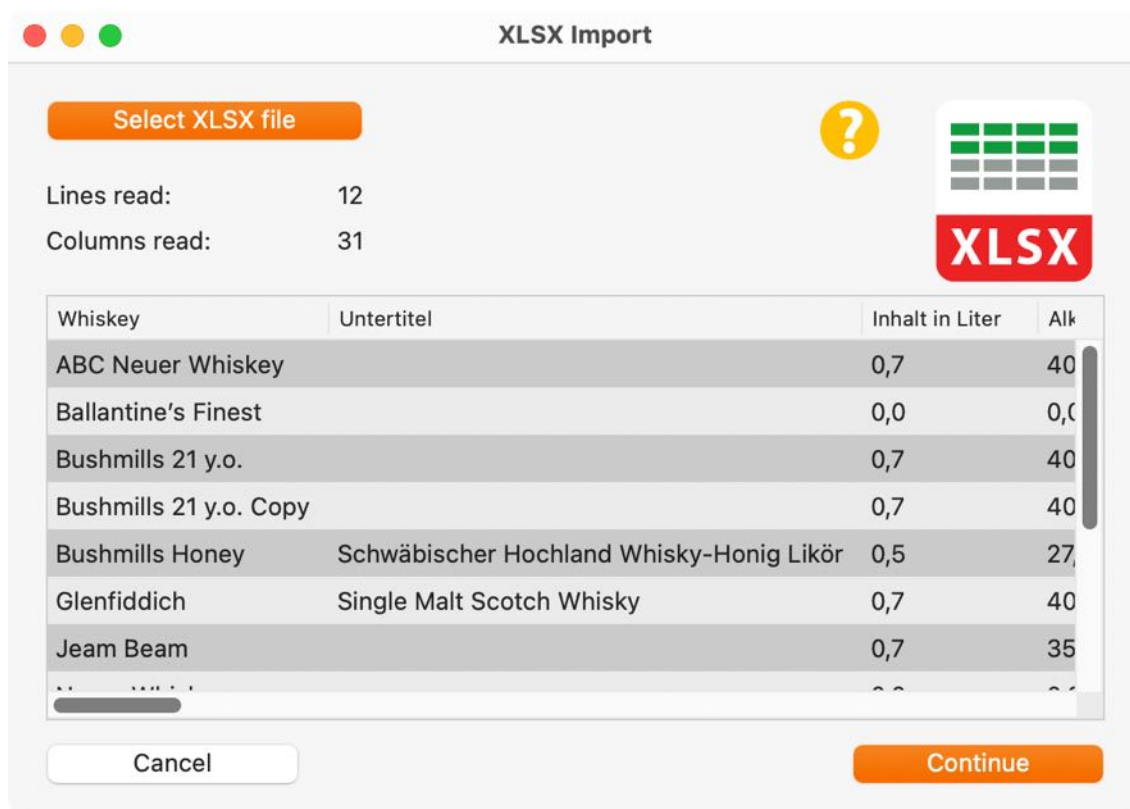
IMPORT FROM XLSX FILE

You can be import entries to your whiskey collection from a Excel® XLSX file. Select "File => Import from XLSX file" from the menu.



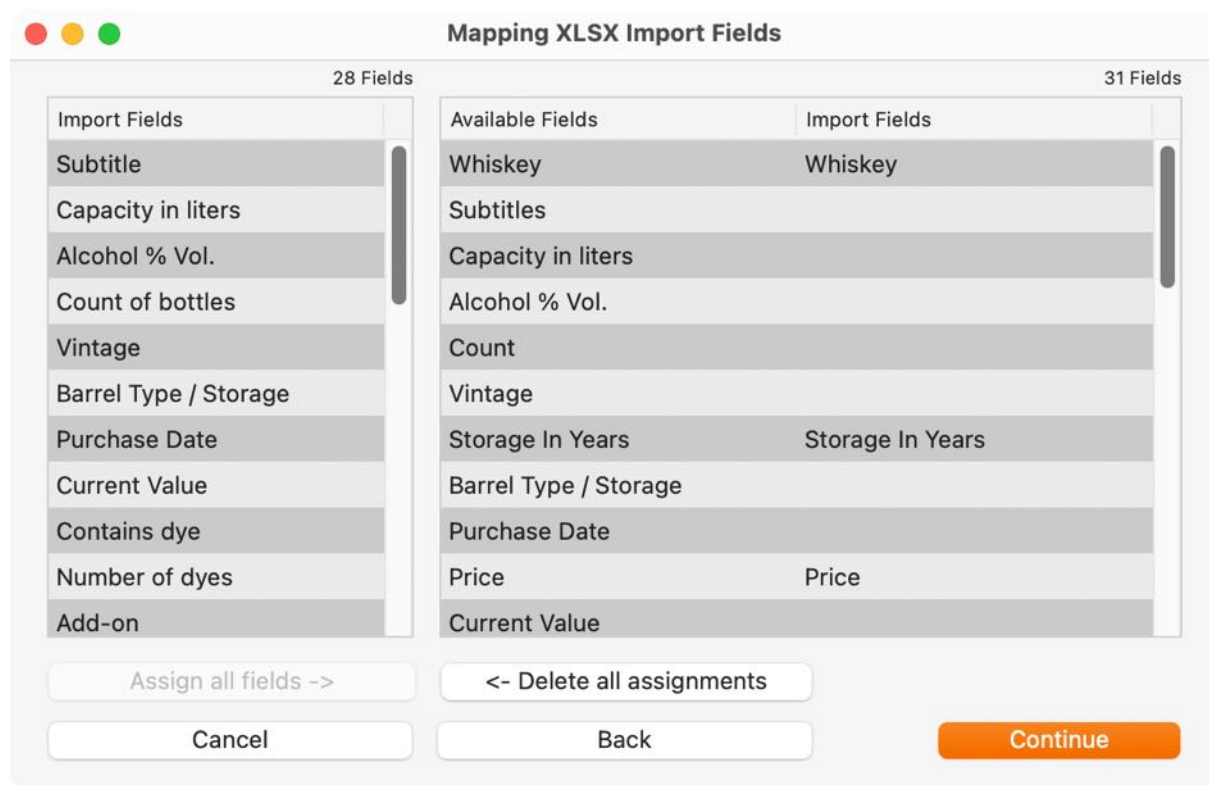
XLSX import window:

For import click "Select XLSX file" and select an XLSX file. The preview of the data will be displayed in the table. Now click on "Continue".



Now the "Available fields" from the XLSX file must be assigned to the "Import fields". If all fields and the order are the same, click on "Assign all fields 1:1". If this is not the case, then drag the individual fields

from "Available fields" to a corresponding field in the list "Import fields". If a field has been incorrectly



Mapping XLSX Import Fields

28 Fields

Import Fields
Subtitle
Capacity in liters
Alcohol % Vol.
Count of bottles
Vintage
Barrel Type / Storage
Purchase Date
Current Value
Contains dye
Number of dyes
Add-on

31 Fields

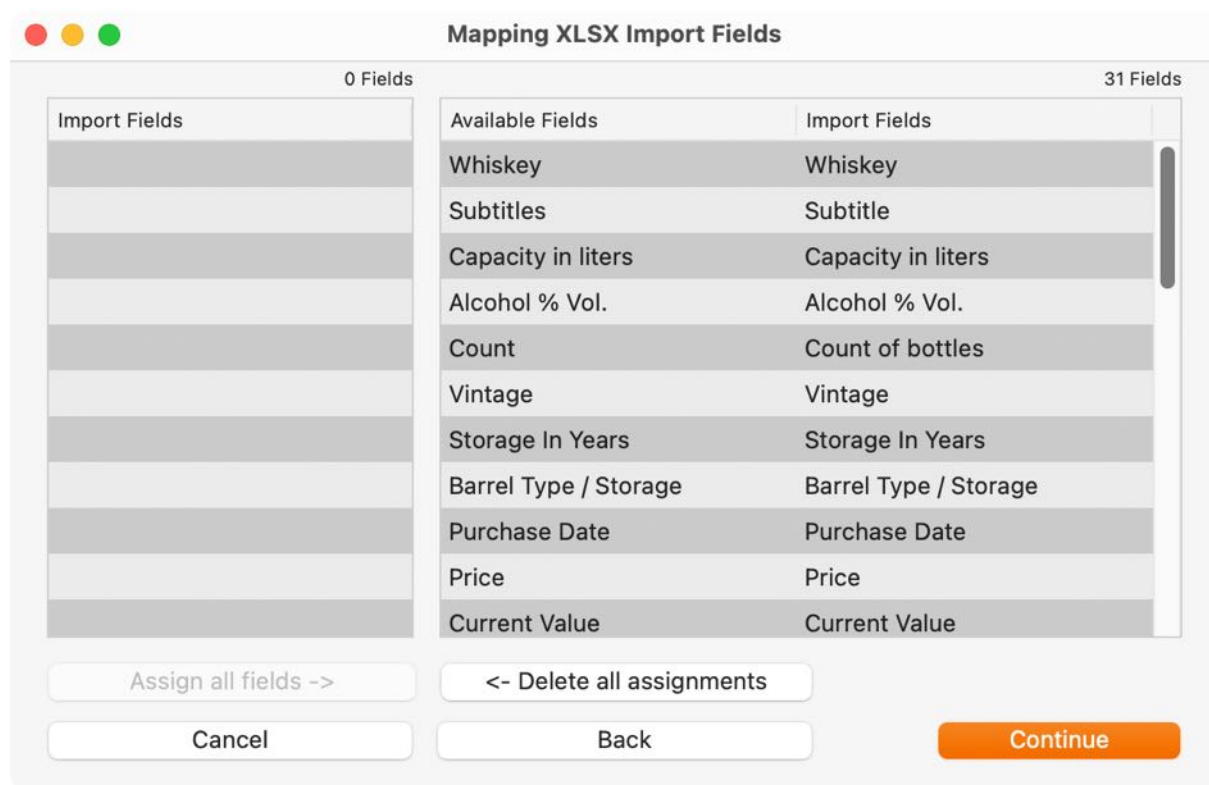
Available Fields	Import Fields
Whiskey	Whiskey
Subtitles	
Capacity in liters	
Alcohol % Vol.	
Count	
Vintage	
Storage In Years	Storage In Years
Barrel Type / Storage	
Purchase Date	
Price	Price
Current Value	

Assign all fields -> <- Delete all assignments

Cancel Back Continue

assigned, simply drag it back into the list of "Available Fields".

Once all fields have been assigned, click on "Continue".



Mapping XLSX Import Fields

0 Fields

Import Fields

31 Fields

Available Fields	Import Fields
Whiskey	Whiskey
Subtitles	Subtitle
Capacity in liters	Capacity in liters
Alcohol % Vol.	Alcohol % Vol.
Count	Count of bottles
Vintage	Vintage
Storage In Years	Storage In Years
Barrel Type / Storage	Barrel Type / Storage
Purchase Date	Purchase Date
Price	Price
Current Value	Current Value

Assign all fields -> <- Delete all assignments

Cancel Back Continue

If the preview of the file is OK, click on "Import into database".

XLSX Import Preview

Lines read: 12 Columns read: 31

Whiskey	Subtitles	Capacity in liters
ABC Neuer Whiskey		0.7
Ballantine's Finest		0.0
Bushmills 21 y.o.		0.7
Bushmills 21 y.o. Copy		0.7
Bushmills Honey	Schwäbischer Hochland Whisky-Honig Likör	0.5
Glenfiddich	Single Malt Scotch Whisky	0.7
Jeam Beam		0.7
New Whiskey		0.0
Rye Edition	Schwäbischer Hochland Whisky	0.5
The Dalmore 40YO		0.0

Cancel

Back

Import data



Should 12 new entries
be imported?

No

Yes



Es wurden 10 neue Einträge importiert
Kategorien 2
Brennereien 6
Distributor 5
Shop 3

OK

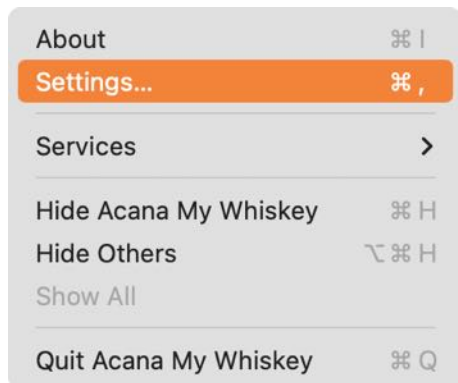
This import feature is also available for the following data:

- Distilleries
- Distributors
- Stores
- Categories
- Regions

The handling and the procedure for importing this data is the same as described above.

SETTINGS

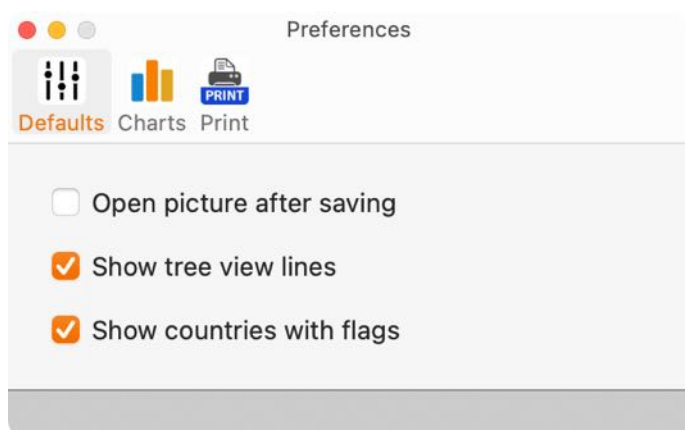
The settings can be accessed via the menu “Açana My Whiskey => Settings”.



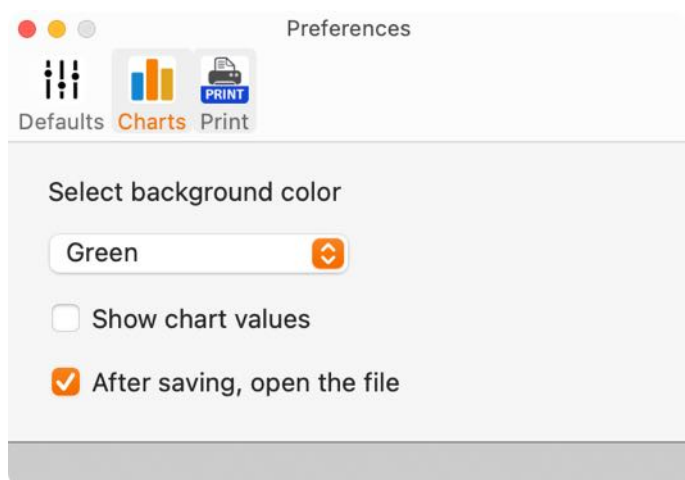
The following sections are available in the settings:

- Defaults
- Charts
- Print

Defaults



Charts



Print

DefaultsChartsPrint

Preferences

Pagesize

US Letter (8.5x11")

Left margin

0.59

inches

Right margin

0.39

inches

Bottom margin

0.39

inches

☒ Print logo

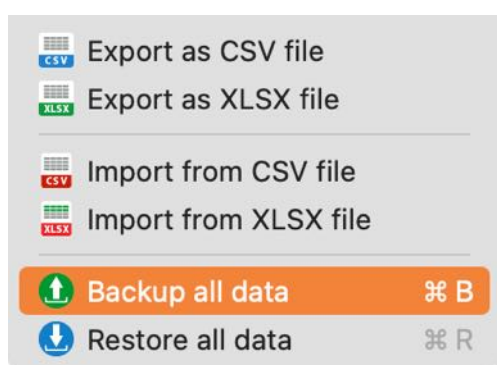
☒ Print footer

☒ Use default logo

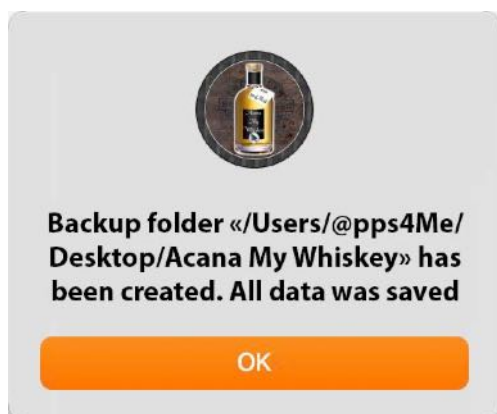
BACKUP ALL DATA

If you have TimeMachine® enabled, you do not need to perform any further data backup. If not, back up the data from the following folder: <\$HOME/Library/Containers/de.pps4me.ContractManager/Data/Library/Application Support/Contract Manager>. Starting with macOS 14.x, the following path will be used: <\$HOME/Library/Containers/Vertrags Manager/Data/Library/Application Support/Contract Manager>.

The backup function allows you to back up the database, all attachments, and pictures from "Contract Manager." To do this, select "Menu -> File -> Back up all data".

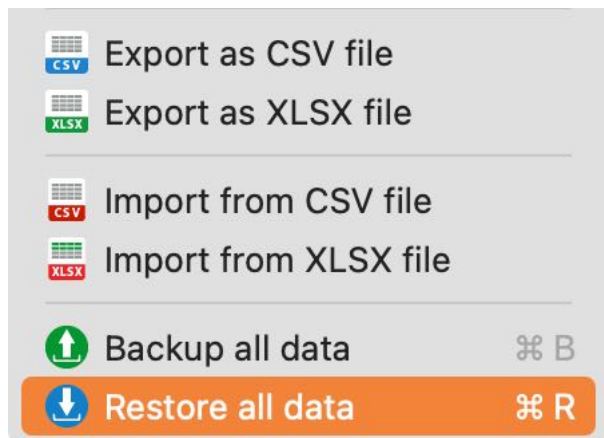


Select any data carrier/folder. A folder named "Contract Manager" will be created in the selected folder. The database, attachments, and pictures will be saved in this folder. In addition, all data will be exported to this folder as Excel® XLSX and CVS files.

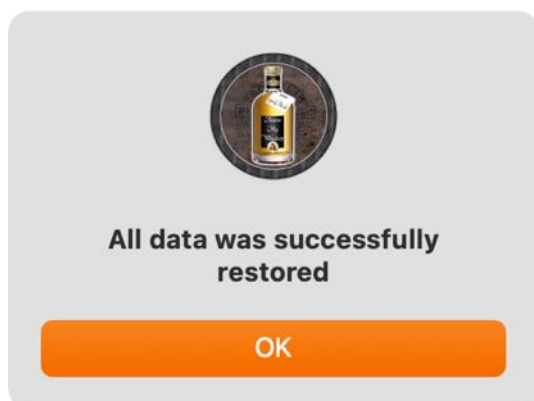


RESTORE ALL DATA

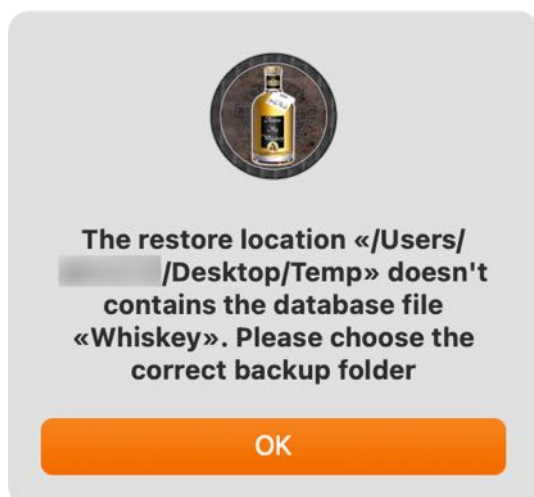
With the restore function, you can restore the database, all attachments, and pictures from "Contract Manager." To do this, select "Menu -> File -> Restore all data".



Select the folder containing the backup data from the "Contract Manager." The database and all attachments will now be restored and the database will be reloaded.

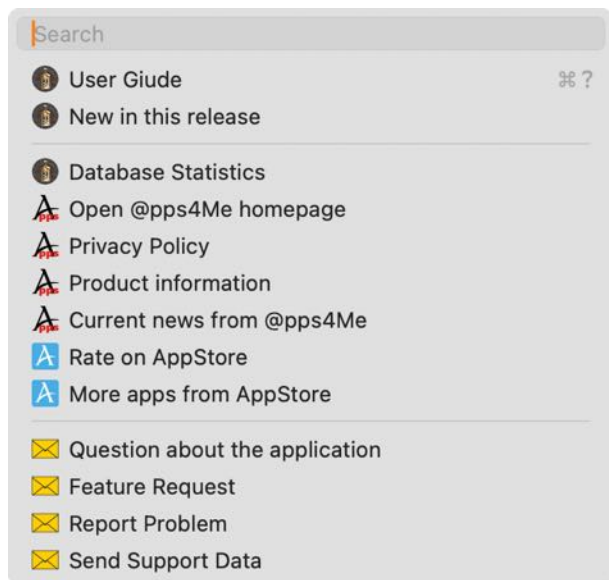


If the selected folder does not contain any backup data from the "Contract Manager," this error message will be displayed.



HELP MENU

The “Help” menu provides access to the following functions:



User Guide	Show this manual
New in this release	View new features and changes
Datenbase Statistics	Display database statistics
Open @pps4Me Homepage	Open @pps4Me URL
Privacy Policy	Open privacy policy URL
Product Information	Open product URL
@pps4Me News	See the latest news on the homepage
Rate on AppStore	Submit rating
More apps from AppStore	Show all apps from the App Store
Question about the application	Send a question about the application to @pps4Me
Feature request	Send a request for a new feature to @pps4Me
Report problem	Send a problem report by email to @pps4Me
Sende Support Data*	Send the support data by email to @pps4Me

* Only send the support data after we have requested it.

MORE APPS FROM @PPS4ME

Click [here](#) for more apps from @pps4Me.

CONTACT US

If you still have unanswered questions, please send us an email at Contact@Support. Or visit our [homepage](#)

COPYRIGHT & GENERAL TERMS AND CONDITIONS

General Terms and conditions for the use of this help book.

I. Right-holders, copying, Copyright

1. The copyright of this help book is by CIMSoft, pps4Me, Horst Jehle, Bahnhofstraße 21, 71063 Sindelfingen, Germany (hereinafter referred to as "author"). The Copyright refers to the graphics, the text as well as the electronic source text to graphics and all texts as a whole.
2. In the source text of the template (template) is the copyright of the author. This Copyright notice © in the source text of the manual must not be removed. Already the removal of copyright constitutes copyright infringement and may be punishable by law.

Add your own copyright notice is not permitted.

3. The provision of this manual with download option on their own or third party websites, the reproduction and copying to CD's/DVD's or other data carriers for the purpose of disclosure to third parties both paid and free of charge (except for personal use) as well as a direct link to the download files is prohibited.

4. With the download of this manual, the user acknowledges the terms and conditions of use.

II. Free private use

1. This help book is free to personal, private, non-commercial purposes.
2. With the download of this manual, the user receives the right to use the manual for the purposes of this Terms of use. The property rights in the content fully remain with the author.

III. Commercial pay use

1. Commercial and thus pay use for the purposes of this Terms of use is when to book a private or third acquisition business regardless of the size advertised in any way, pay services under a single URL provided.

IV. Scope of the commercial use

1. The use of this help book is only permitted for a company. The right of use expires with the use at another company or a subsidiary or parent company. The right of use is each registered Company to acquire new or pending business.
2. With every purchase of the manual is the internet address (URL) under the manual goes online
3. For any use in accordance with Section IV of the terms of use is a one-time fee for usage numbers. The amount of the remuneration of utilisation can be requested via [E-Mail](#).

4. Upon payment of the one-time usage fee, the user merely acquires the right of use within the meaning of these Terms of Use. Ownership of the manual remains with the author without restriction.
5. With one-time payment of the remuneration of utilisation of the user acquires only the right of use for the purposes of this Terms of use. The ownership of the manual fully remains with the author.
6. Any commercial user will receive a VAT invoice.

V. Copyright Infringement

1. Any copyright infringement will be prosecuted. The author, a lawyer will always help. Be asserted in the context of provisional legal protection - if necessary - injunctive-, information- and claims for damages.
2. A copyright infringement is if the manual with criminal content by the users or by third parties. The author is displayed next to the assertion of civil claims immediately after having regard to criminal report.
3. Responsible in the sense of the UrhG and these terms and conditions, in addition to the owner of the company or the industry for non-existing persons identity of the creator of the website using this book is offered for download or in any other manner.
4. Information about the legality of a planned use of the book given by the author. The contact data the author can be seen in the [imprint](#) on the web page.

VI. Liability

The author assumes no liability whatsoever, regardless of the legal grounds, arising out of the use and/or the use of the book or in any other way in connection with the acquisition, exploitation and use of the book could be deducible, except in cases of intent or gross negligence.

The brand names used in this manual are registered trademarks of their respective owners.